

TECHNICAL MANUAL

ORGANIZATIONAL MAINTENANCE

REPAIR PARTS AND SPECIAL TOOLS LISTS

(INCLUDING DEPOT MAINTENANCE REPAIR PARTS AND

SPECIAL TOOLS)

FOR

VOLTMETER, ELECTRONIC ME-202C/U

(NSN 6625-00-972-4046)

HEADQUARTERS, DEPARTMENT OF THE ARMY

JULY 1977

TECHNICAL MANUAL }
 No. 11-6625-2724-20P }

HEADQUARTERS
 DEPARTMENT OF THE ARMY
 WASHINGTON, DC, 6 July 1977

**ORGANIZATIONAL MAINTENANCE
 REPAIR PARTS AND SPECIAL TOOLS LISTS
 (INCLUDING DEPOT MAINTENANCE REPAIR PARTS AND SPECIAL TOOLS)
 FOR
 VOLTMETER, ELECTRONIC ME-202C/U
 (NSN 6625-00-972-4046)
 Current as of 31 January 1977**

REPORTING OF ERRORS

You can improve this manual by recommending improvements using DA Form 2028-2 (Test) located in the back of the manual. Simply tear out the self-addressed form, fill it out as shown on the sample, fold it where shown, and drop it in the mail.

If there are no blank DA Forms 2028-2 (Test) in the back of your manual, use the standard DA Form 2028 (Recommended Changes to Publications and Blank Forms) and forward to the Commander US Army Electronics Command, ATTN: DRSEL-MA-Q, Fort Monmouth, New Jersey 07703.

In either case, a reply will be furnished direct to you.

Table of Contents

	Page	Figure
SECTION I. Introduction -----	1	
II. Repair parts list -----	4	
GROUP 01 Voltmeter, Electronic ME-202 C/U		
Chassis assembly -----	4	1
Kelvin varley assembly -----	6	2
Range switch assembly -----	7	3
Front panel assembly -----	9	4
Rear panel assembly -----	11	5
Dc supply board A2 -----	13	6
Ac converter board A3 -----	16, 17	7①, ②
Recorder board A4 -----	20	8
Null detector board A5 -----	21	9
Ac range switch A6 -----	24	10
1st decade switch assembly A7 -----	25	11
2nd decade switch assembly A8 -----	26	12
3rd decade switch assembly A9 -----	27	13
Null switch assembly A11 -----	28	14
Ac range calibration board A12 -----	29	15
Ac capacitor board A13 -----	31	16
Cover and case assembly -----	32	17
SECTION III. Special tools list -----	33	
IV. National stock number and part number index -----		

National Stock Numbers (NSN's) that are missing from P Source Coded items have been applied for and will be added to this TM by future Change/Revision when they are entered in the Army Master Data File (AMDF). Until the NSN's are established and published, submit exception requisitions to: US Army Electronics Command, ATTN: DRSEL-MM, Fort Monmouth, New Jersey 07703 for the part required to support your equipment.

SECTION I

INTRODUCTION

1. Scope

This manual lists repair parts required for performance of organizational and depot maintenance of the ME-202C/U.

2. General

This Repair Parts and Special Tools List is divided into the following sections:

a. Section II. Repair Parts List. A list of repair parts authorized for use in the performance of maintenance. The list also includes parts which must be removed for replacement of the authorized parts. Parts lists are composed of functional groups in ascending numerical sequence, with the parts in each group listed in figure and item number sequence.

b. Section III. Special Tools List. Not applicable.

c. Section IV. National Stock Number and Part Number Index. A list, in ascending numerical sequence, of all National stock numbers appearing in the listings, followed by a list, in alphanumeric sequence, of all part numbers appearing in the listings. National stock numbers and part numbers are cross-referenced to each illustration figure and item number appearance.

3. Explanation of Columns

The following provides an explanation of columns found in the tabular listings:

a. Illustration. This column is divided as follows:

(1) *Figure number.* Indicates the figure number of the illustration in which the item is shown.

(2) *Item number.* The number used to identify item called out in the illustration.

b. Source, Maintenance, and Recoverability Codes (SMR).

(1) *Source code.* Source codes are assigned to support items to indicate the manner of acquiring support items for maintenance, repair, or overhaul of end items. Source codes are entered in the first and second positions of the Uniform SMR Code format as follows:

Code

Definition

PA—Item procured and stocked for anticipated or known usage.

XD—A support item that is not stocked. When required, item will be procured through normal supply channels.

NOTE

Cannibalization or salvage may be used as a source of supply for any items source-coded above, except those coded XA, XD, and aircraft support items as restricted by AR 700-42.

(2) *Maintenance code.* Maintenance codes are assigned to indicate the levels of maintenance authorized to USE and REPAIR support items. The maintenance codes are entered in the third and fourth positions of the Uniform SMR Code format as follows:

(a) The maintenance code entered in the third position will indicate the lowest maintenance level authorized to remove, replace, and use the support item. The maintenance codes entered in the third position will indicate one of the following levels of maintenance:

Code

Application/Explanation

D—Support item is removed, replaced, used at the depot level.

(b) The maintenance code entered in the fourth position indicates whether the item is to be repaired and identifies the lowest maintenance level with the capability to perform complete repair (i.e., all authorized maintenance functions). This position will contain one of the following maintenance codes:

Code

Application/Explanation

D—The lowest maintenance level capable of complete repair of the support item is the depot level.

Z—Nonreparable. No repair is authorized.

(3) *Recoverability code.* Recoverability codes are assigned to support items to indicate the disposition action on unserviceable items. The recoverability code is entered in the fifth position of the Uniform SMR Code format as follows.

*Recoverability
codes*

Definition

Z—Nonreparable item. When unserviceable, condemn and dispose at the level indicated in position 3.

D—Reparable item. Repair, condemnation, and disposal not authorized below depot/specialized repair activity level.

c. National Stock Number. Indicates the National stock number assigned to the item and will be used for requisitioning purposes.

d. Part Number. Indicates the primary number used by the manufacturer (individual, company, firm, corporation, or Government activity), which controls the design and characteristics of the item by means of its engineering drawings, specifications, standards, and inspection requirements to identify an item or range of items.

NOTE

When a stock-numbered item is requisitioned, the repair part received may have a different part number than the part being replaced.

e. Federal Supply Code for Manufacturer (FSCM). The FSCM is a 5-digit numeric code listed in SB 708-42 which is used to identify the manufacturer, distributor, or Government agency, etc.

f. Description. Indicates the Federal item name and, if required, a minimum description to identify the item.

g. Unit of Measure (U/M). Indicates the standard of the basic quantity of the listed item as used in performing the actual maintenance function. This measure is expressed by a two-character alphabetical abbreviation (e.g., ea, in, pr, etc).

h. Quantity Incorporated in Unit. Indicates the quantity of the item used in the breakout shown on the illustration figure, which is prepared for a functional group, subfunctional group, or an assembly.

4. Special Information

(Not applicable.)

5. How to Locate Repair Parts

a. When National stock number or part number is unknown.

(1) *First.* Using the table of contents, determine the functional group within which the repair part belongs. This is necessary since illustrations are prepared for functional groups and listings are divided into the same groups.

(2) *Second.* Find the illustration covering the functional group to which the repair part belongs.

(3) *Third.* Identify the repair part on the illustration and note the illustration figure and item number of the repair part.

(4) *Fourth.* Using the Repair Parts Listing, find the figure and item number noted on the illustration.

b. When National stock number or part number is known.

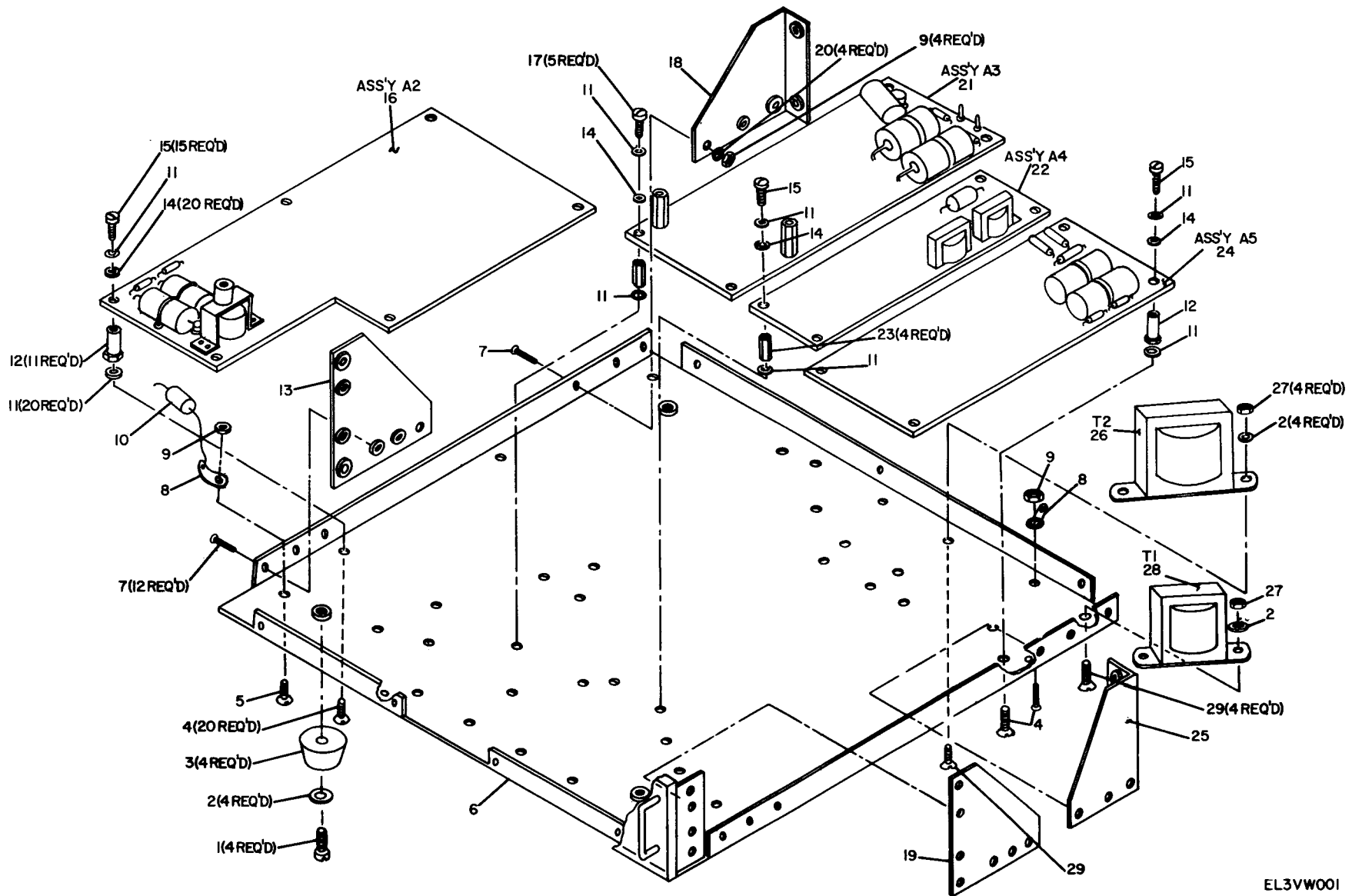
(1) *First.* Using the Index of National Stock Numbers and Part Numbers, find the pertinent National stock number or part number. This index is in ascending NSN sequence, followed by a list of part numbers in ascending alphameric sequence, cross-referenced to the illustration figure number and item number.

(2) *Second.* After finding the figure and item number, locate the figure and item number in the repair parts list.

6. Abbreviations

Not applicable.

(Next printed page is 4)

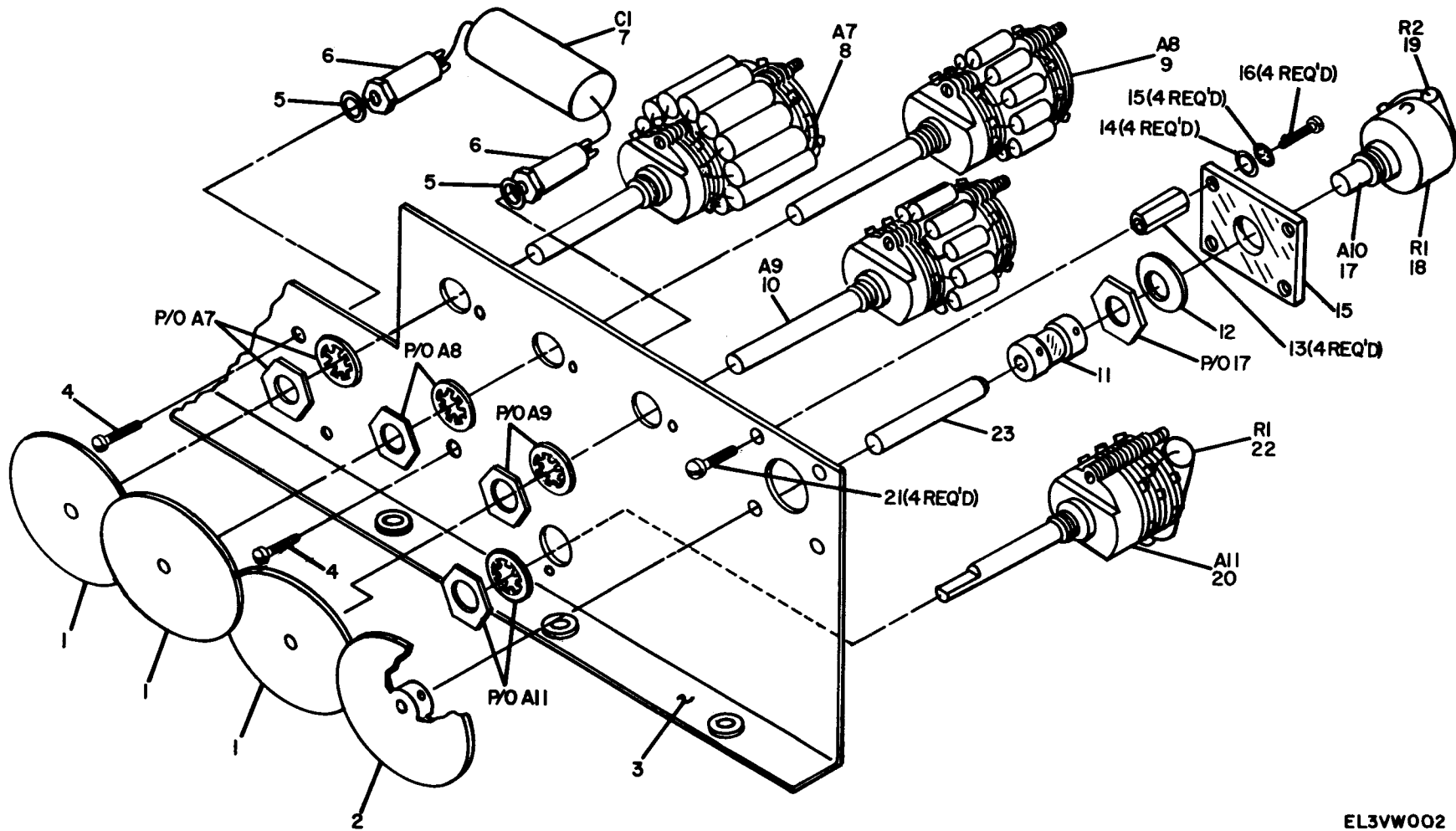


EL3VW001

Figure 1. Chassis assembly.

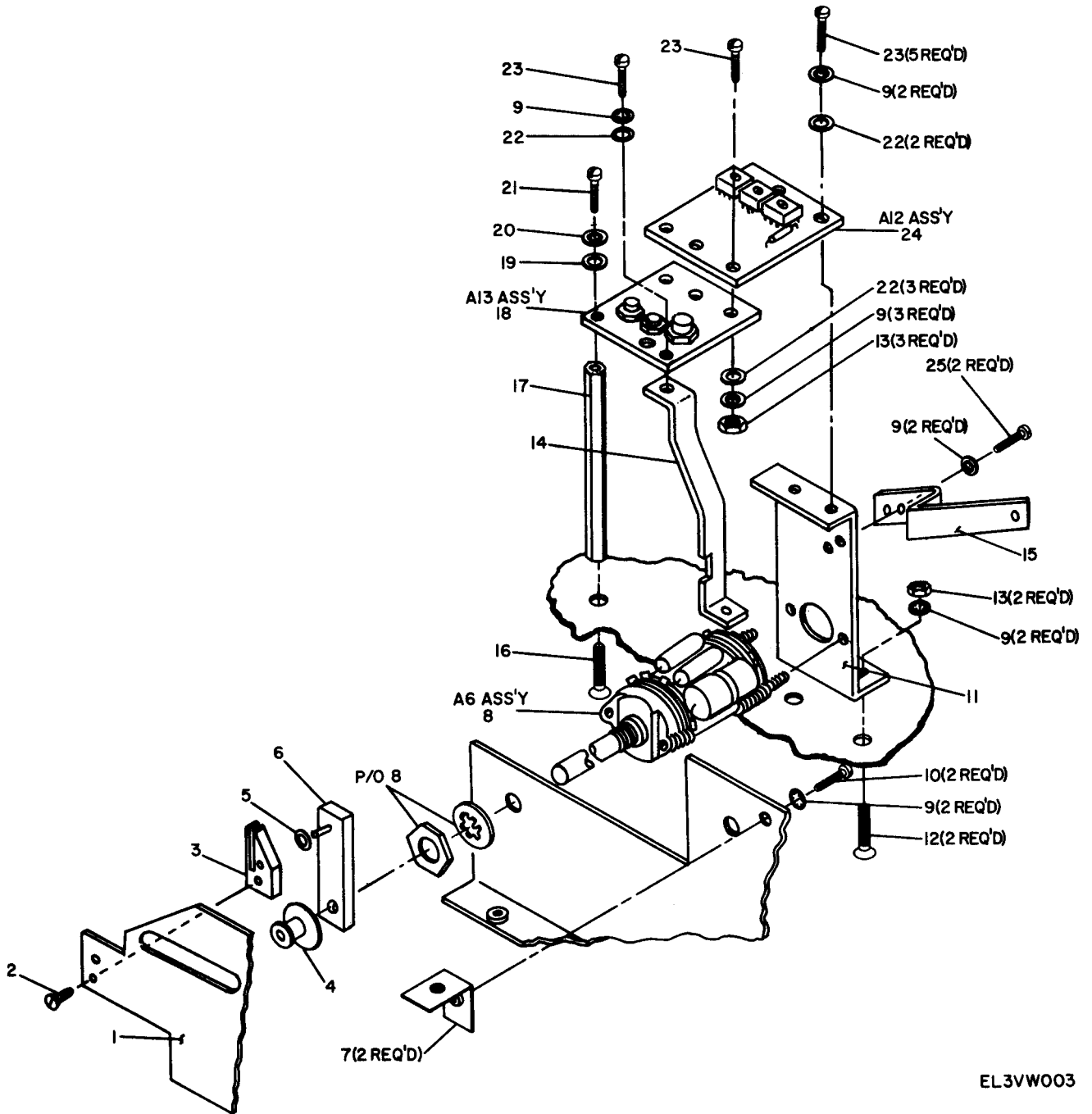
SECTION II. REPAIR PARTS LIST

ILLUSTRATION		NATIONAL		PART	FSCM	DESCRIPTION	U/M	QTY INC IN UNIT
FIG. NO.	ITEM NO.	SMR CODE	STOCK NUMBER					
GROUP 01: VOLTMETER,ELECTRONIC								
ME-202C/U								
1	1	XDDZZ	5305009846191	MS32206-243	96906	SCREW,MACHINE	EA	4
1	2	XDDZZ	5310005590070	MS35333-38	96906	WASHER,LOCK	EA	8
1	3	PADZZ	5340009154839	2135	83330	FOOT	EA	4
1	4	XDDZZ	5305007636961	MS51959-26	96906	SCREW, MACHINE	EA	20
1	5	XDDZZ	5305007702579	MS51959-15	96906	SCREW, MACHINE	EA	1
1	6	XDDZZ		201436	25778	CHASSIS	EA	1
1	7	XDDZZ	5305009543487	MS35239-21	96906	SCREW, MACHINE	EA	12
1	8	XDDZZ	5940008206235	1416-4	83330	LUG, TERMINAL	EA	2
1	9	XDDZZ	5310009349739	MS35649-242	96906	NUT, PLAIN, HEXAGON	EA	4
1	10	PADZZ	5910004698650	WMF6P1	14655	CAPACITOR, FIXED, PAPER	EA	1
1	11	XDDZZ	5310005790079	MS35333-37	96906	WASHER, LOCK	EA	20
1	12	XDDZZ		3326-53-1	19909	STANDOFF, INSULATED	EA	11
1	13	XDDZZ		201434-1	25778	GUSSET, FRONT LEFT	EA	1
1	14	XDDZZ	5310009388483	MS27183-5	96906	WASHER, FLAT	EA	20
1	15	XDDZZ	5305009844984	MS35206-227	96906	SCREW, MACHINE	EA	15
1	16	XDDDD	2590009341977	100683	10237	REF AND HIGH VOLTAGE BOARD ASSEMBLY	EA	1
1	17	XDDZZ	5305009576265	MS35239-33	96906	SCREW, MACHINE	EA	5
1	18	XDDZZ		201435-1	25778	GUSSET, REAR LEFT	EA	1
1	19	XDDZZ		201434-2	25778	GUSSET, FRONT RIGHT	EA	1
1	20	XDDZZ	5310001937577	MS35333-36	96906	WASHER, LOCK	EA	4
1	21	PADDD	5310001668567	100684	05415	AC CONVERTED BOARD ASSEMBLY	EA	1
1	22	XDDDD		100685	25778	RECORDER OUT AND RELAY BOARD ASSEMBLY	EA	1
1	23	XDDZZ	5310000509105	2322	83330	STANDOFF	EA	4
1	24	XDDDD	3020000901442	100686	80234	NULL DETECTOR AND RECORDER BOARD ASSEMBLY	EA	1
1	25	XDDZZ		201435-2	25778	GUSSET, REAR RIGHT	EA	1
1	26	PADZZ		251107	25778	TRANSFORMER, POWER	EA	1
1	27	XDDZZ	5310009349757	MS35649-282	96906	NUT, PLAIN, HEXAGON	EA	4
1	28	PADZZ		351106	25778	TRANSFORMER, POWER	EA	1



EL3VW002

Figure 2. Kelvin varley assembly.



EL3VW003

Figure 3. Range switch assembly.

SECTION II. REPAIR PARTS LIST -CONTINUED

ILLUSTRATION							QTY	
FIG. NO.	ITEM NO.	SMR CODE	NATIONAL STOCK NUMBER	PART NUMBER	FSCM	DESCRIPTION	U/M	INC IN UNIT
1	29	XDDZZ	5305007654257	MS1959-43	96906	SCREW, MACHINE	EA	4
2	1	PADZZ		201453-1	25778	DIAL	EA	3
2	2	PADZZ		201453-2	25778	DIAL	EA	1
2	3	XDDZZ		201437	25778	BRACKET, SWITCH	EA	1
2	4	XDDZZ	5305004058960	MS35223-13	96906	SCREW, MACHINE	EA	2
2	5	XDDZZ	5310001937577	MS35333-36	96906	WASHER, LOCK	EA	2
2	6	XDDZZ	6240009418488	756	08108	TERMINAL	EA	2
2	7	PADZZ		P8292ZN30	70106	CAPACITOR, FIXED, PAPER, DIELECTIC	EA	1
2	8	XDDDD	4710001971721	100688	05415	FIRST DECADE, ASSEMBLY	EA	1
2	9	XDDDD	4710004199149	100689	05415	SECOND DECADE, ASSEMBLY	EA	1
2	10	XDDDD	3110001000702	100690	97907	THIRD DECADE, ASSEMBLY	EA	1
2	11	XDDDD	4720004655929	100297	05415	COUPLING	EA	1
2	12	XDDZZ	5310000806004	MS27183-14	96906	WASHER, FLAT	EA	1
2	13	XDDZZ	5365004556913	2333	83330	STANDOFF	EA	4
2	14	XDDZZ	5310009514679	MS15795-203	96906	WASHER, FLAT	EA	4
2	15	XDDZZ		201641	25778	POT MOUNTING PLATE	EA	1
2	16	XDDZZ	5305000545648	MS1957-14	96906	SCREW, MACHINE	EA	4
2	17	XDDDD		100691	25778	FOURTH DECADE, ASSEMBLY	EA	1
2	18	PADZZ		3437512-203	80294	RESISTOR, VARIABLE, WIREWOUND	EA	1
2	19	PADZZ		321020	25778	RESISTOR, FIXED, WIREWOUND	EA	1
2	20	XDDDD	2520009342363	100692	10237	NULL, SWITCH, ASSEMBLY	EA	1
2	21	XDDZZ	5305009930190	MS32206-214	96906	SCREW, MACHINE	EA	4
2	22	PADZZ	5905006603577	254407	36378	RESISTOR, FIXED, FILM	EA	1
2	23	XDDDD		201645	25778	SHAFT	EA	1
3	1	XDDZZ		201438	25778	SHUTTER	EA	1
3	2	XDDZZ	5305009577282	MS35190-209	96906	SCREW, MACHINE	EA	2
3	3	XDDZZ		201441	25778	TAB	EA	1
3	4	PADZZ	3120006902749	4L2FF	96881	BEARING	EA	5
3	5	XDDZZ	5310000870057	MS27183-2	96906	WASHER, FLAT	EA	1
3	6	XDDZZ		201440	25778	CAM	EA	1

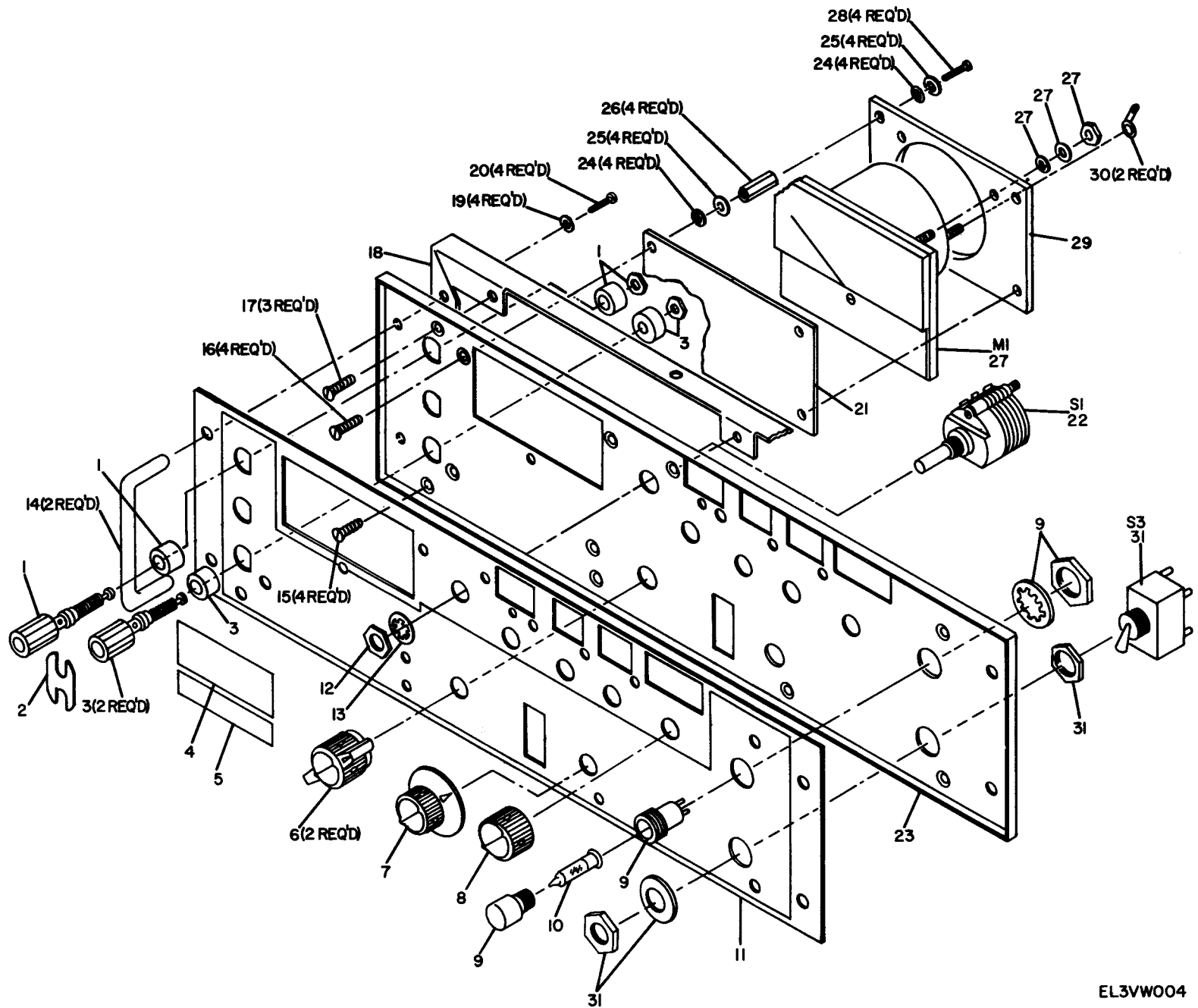
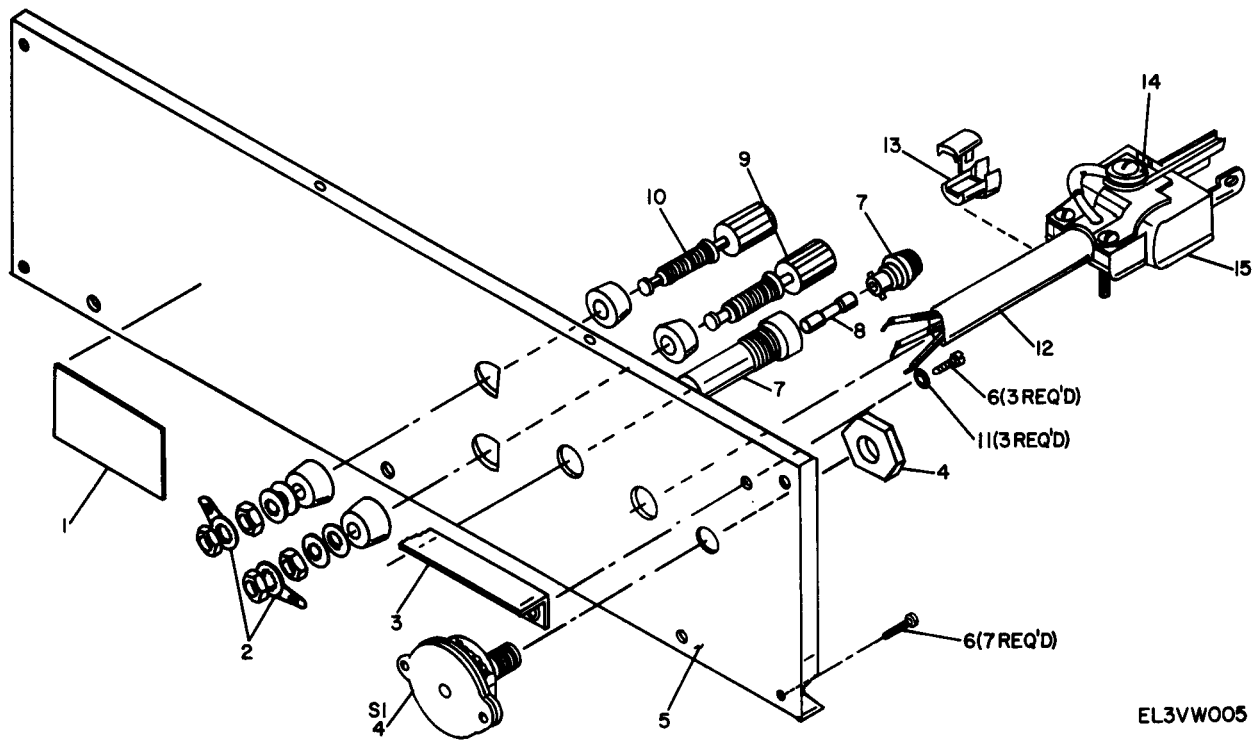


Figure 4. Front panel assembly.

EL3VW004

SECTION II. REPAIR PARTS LIST - CONTINUED

ILLUSTRATION							QTY	
FIG. NO.	ITEM NO.	SMR CODE	NATIONAL STOCK NUMBER	PART NUMBER	FSCM	DESCRIPTION	U/M	INC IN UNIT
3	7	XDDZZ		201644	25778	BRACKET, SUPPORT	EA	2
3	8	PADDD		100687	25778	AC ATTENUATOR AND RANGE SWITCH	EA	1
3	9	XDDZZ		MS35333-36	96906	WASHER, LOCK	EA	10
3	10	XDDZZ	5305009930190	MS35206-214	96906	SCREW, MACHINE	EA	2
3	11	XDDZZ		201449	25778	BRACKET, SUPPORT	EA	1
3	12	XDDZZ	5305009702579	MS51959-15	96906	SCREW, MACHINE	EA	2
3	13	XDDZZ	5310009349739	MS35649-242	96906	NUT, PLAIN, HEXAGON	EA	5
3	14	XDDZZ		201451	25778	PLATE SUPPORT BRACKET	EA	1
3	15	XDDZZ	4130009539891	201643	01359	BRACKET, SWITCH	EA	1
3	16	XDDZZ	5305007636963	MS51959-28	96906	SCREW, MACHINE	EA	1
3	17	XDDZZ		1130HA2-625-23	12036	SPACER	EA	1
3	18	XDDDD	3110001000714	100698	93568	HIGH FREQUENCY ATTENUATOR ASSEMBLY	EA	1
3	19	XDDZZ	5310009388483	MS27183-5	96906	WASHER, FLAT	EA	1
3	20	XDDZZ	5310005790079	MS35333-37	96906	WASHER, LOCK	EA	1
3	21	XDDZZ	5305009576265	MS35190-234	96906	SCREW, MACHINE	EA	1
3	22	XDDZZ	5310009514679	MS15795-203	96906	WASHER, FLAT	EA	5
3	23	XDDZZ	5305004058960	MS35223-13	96906	SCREW, MACHINE	EA	5
3	24	XDDDD	2530009341981	100697	10237	LOW, FREQUENCY, ATTENUATOR ASSEMBLY	EA	1
4	1	XDDZZ		3760RED	05276	BINDING POST	EA	1
4	2	XDDZZ	4940000572394	4115	37971	SHORTING LINK	EA	1
4	3	XDDZZ		3760BLACK	05276	BINDING POST	EA	2
4	4	XDDZZ		201640	25778	NAMEPLATE	EA	1
4	5	XDDZZ		201652	25778	NAMEPLATE	EA	1
4	6	PAOZZ	5355003065144	70B2-2G	49956	KNOB	EA	2
4	7	PAOZZ	5355006801357	71C4MA	99813	KNOB	EA	1
4	8	PAOZZ	5305009576265	71D4MA	99813	KNOB	EA	4
4	9	PADZZ	6210000237031	LH74-1LC13WT2	81349	LAMPHOLDER	EA	1
4	10	PAOZZ	6240008924420	MS25252-NE2D	96906	LAMP, NEON	EA	1
4	11	XDDZZ		201448	25778	PANEL, FRONT	EA	1



EL3VW005

Figure 5. Rear panel assembly.

SECTION II. REPAIR PARTS LIST - CONTINUED

ILLUSTRATION						QTY		
FIG. NO.	ITEM NO.	SMR CODE	NATIONAL STOCK NUMBER	PART NUMBER	FSCM	DESCRIPTION	U/M	INC IN UNIT
4	12	XDDZZ		363914	25778	NUT, PLAIN, HEXAGON	EA	1
4	13	XDDZZ		363913	25778	WASHER, LOCK	EA	1
4	14	XDDZZ		30-3205	18310	HANDLE, BOW	EA	2
4	15	XDDZZ	5305009543487	MS35239-21	96906	SCREW, MACHINE	EA	4
4	16	XDDZZ	5305009576636	MS35190-223	96906	SCREW, MACHINE	EA	4
4	17	XDDZZ	5305009343487	MS35239-21	96906	SCREW, MACHINE	EA	3
4	18	XDDZZ		201432	25778	BRACKET, SUPPORT, FRONT	EA	1
4	19	XDDZZ	5310005765752	MS35333-39	96906	WASHER, LOCK	EA	4
4	20	XDDZZ	5305009896265	MS35207-262	96906	SCREW, MACHINE	EA	4
4	21	XDDZZ		201443	25778	METER WINDOW	EA	1
4	22	PADZZ		359070	25778	SWITCH, ROTARY	EA	1
4	23	XDDZZ		201430	25778	PANEL, FRONT	EA	1
4	24	XDDZZ	5310009514679	MS15795-203	96906	WASHER, FLAT	EA	8
4	25	XDDZZ	5310001937577	MS35333-36	96906	WASHER, LOCK	EA	8
4	26	XDDZZ	6240009170805	8829	00781	STANDOFF	EA	4
4	27	PADZZ		361154	25778	METER, INDICATING	EA	1
4	28	XDDZZ	5305008892997	MS35206-215	96906	SCREW, MACHINE	EA	4
4	29	XDDZZ		201442	25778	BRACKET, SUPPORT	EA	1
4	30	XDDZZ		1414-10	83330	TERMINAL, LUG	EA	2
4	31	PADZZ	5930006551508	MS25100-23	96906	SWITCH, TOGGLE	EA	1
5	1	XDDZZ		201671	25778	NAMEPLATE	EA	1
5	2	XDDZZ		1414-10	83330	TERMINAL, LUG	EA	2
5	3	XDDZZ		201433	25778	BRACKET, SUPPORT, REAR	EA	1
5	4	PADZZ		39080	25778	SWITCH, ROTARY	EA	1
5	5	XDDZZ		201431	25778	PANEL, REAR	EA	1
5	6	XDDZZ	5305009930190	MS35206-214	96906	SCREW, MACHINE	EA	10
5	7	PADZZ	5920008929311	FHN2631	96906	FUSEHOLDER, EXTRACTOR, POST	EA	1
5	8	PAOZZ	5920005048634	F02B250V1-4A	81349	FUSE, CARTRIDGE	EA	1
5	9	XDDZZ		267BLACK	83330	BINDING, POST	EA	1
5	10	XDDZZ		267RED	83330	BINDING, POST	EA	1

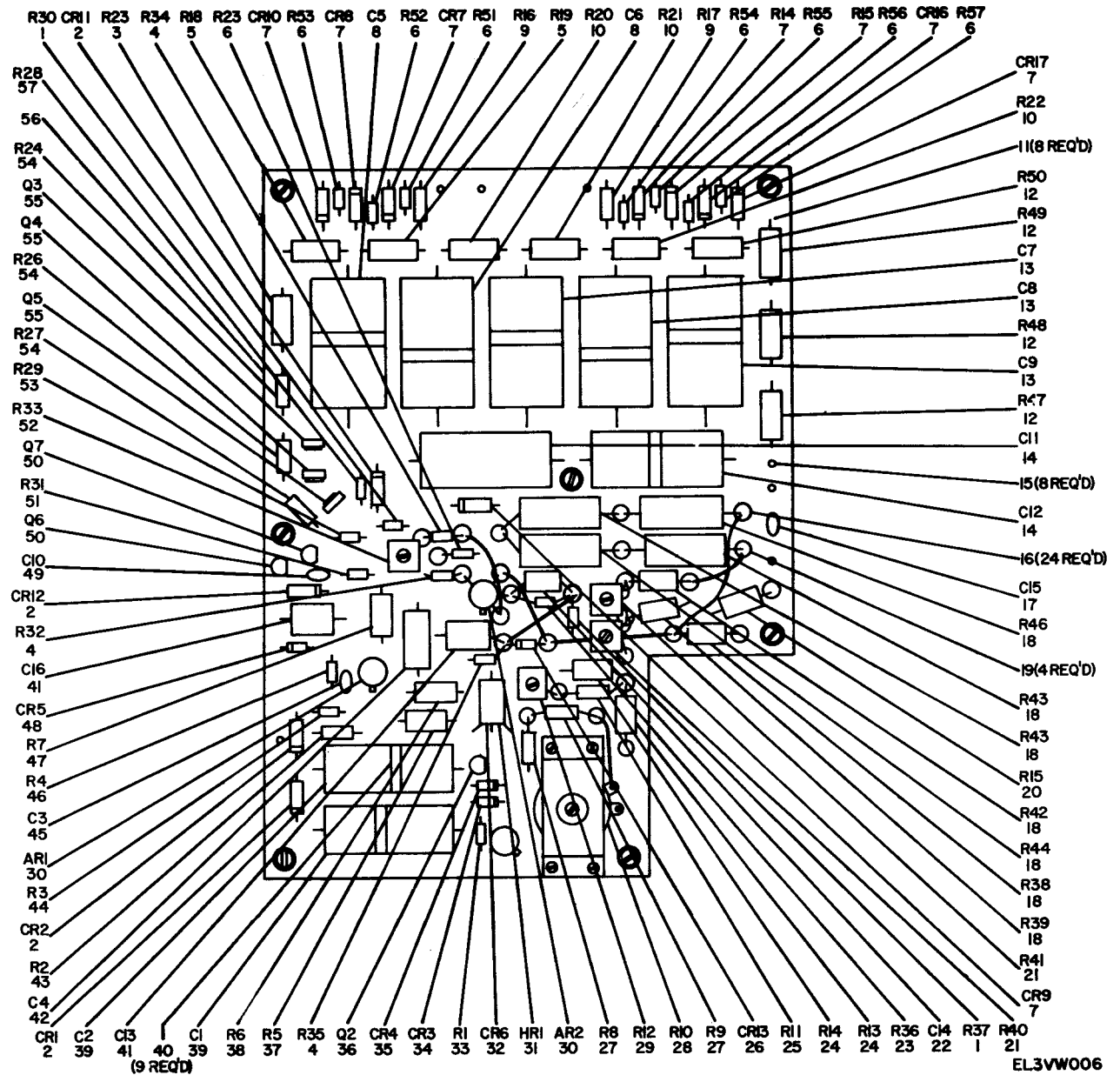
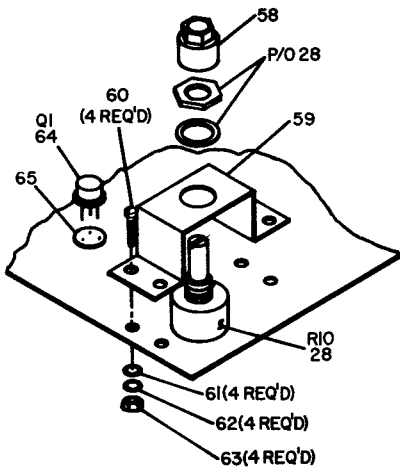


Figure 6. Dc supply board A2.

SECTION II. REPAIR PARTS LIST - CONTINUED

ILLUSTRATION						QTY		
FIG. NO.	ITEM NO.	SMR CODE	NATIONAL STOCK NUMBER	PART NUMBER	FSCM	DESCRIPTION	U/M	INC IN UNIT
5	11	XDDZZ	5310001937577	MS35333-36	96906	WASHER, LOCK	EA	3
5	12	PADDD		C003MGF3-180330	81349	CABLE, ELECTRICAL	EA	1
5	13	XDDZZ	5975004853150	SR6N3-4	28520	STRAIN, RELIEF	EA	1
5	14	XDDZZ		34153	00779	LUG, TERMINAL	EA	1
5	15	PADZZ	5935008437362	UP131M	81349	CONNECTOR, PLUG	EA	1
6	1	PADZZ	5905001070656	RCR07G100JS	81349	RESISTOR, FIXED, COMPOSITION	EA	2
6	2	PADZZ	5961007656578	1N4383	72699	SEMICONDUCTOR DEVICE, DIODE	EA	4
6	3	PADZZ	5905001048352	RCR32G153JS	81349	RESISTOR, FIXED, COMPOSITION	EA	1
6	4	PADZZ	5905001168554	RCR07G105JS	81349	RESISTOR, FIXED, COMPOSITION	EA	3
6	5	PADZZ	5905001048351	RCR32G154JS	81349	RESISTOR, FIXED, COMPOSITION	EA	2
6	6	PADZZ	5905001219919	RCR07G105JS	81349	RESISTOR, FIXED, COMPOSITION	EA	8
6	7	PADZZ	5961009526703	1N4385	80131	SEMICONDUCTOR DEVICE, DIODE	EA	8
6	8	PADZZ		2852-40-350	12674	CAPACITOR, FIXED, ELECTROLITIC	EA	2
6	9	PADZZ	5905001118357	RCR20G681JS	81349	RESISTOR, FIXED, COMPOSITION	EA	2
6	10	PADZZ	5905002521047	RCR32G274JS	81349	RESISTOR, FIXED, COMPOSITION	EA	3
6	11	XDDZZ	3110001556649	1305	04741	EYELET	EA	8
6	12	PADZZ	5905002478690	RCR32G114JS	81349	RESISTOR, FIXED, COMPOSITION	EA	4
6	13	PADZZ		2852-20-450	12674	CAPACITOR, FIXED, ELECTROLITIC	EA	3
6	14	PADZZ		P8292ZN30	70106	CAPACITOR, FIXED, PAPER, DIELECTIC	EA	2
6	15	XDDZZ		61018-1	00729	TERMINAL	EA	8
6	16	XDDZZ	5940002350081	FTE15	98291	TERMINAL, INSULATOR	EA	24
6	17	PADZZ		DD30-391	71590	CAPACITOR, FIXED, CERAMIC	EA	1
6	18	PADZZ		321014	25778	RESISTOR, ASSEMBLY	EA	7
6	19	XDDZZ		93-2001	83330	TERMINAL, INSULATOR	EA	4
6	20	PADZZ		321016	25778	RESISTOR, FIXED, WIREWOUND	EA	1
6	21	PADZZ		3389W1-102	80294	RESISTOR, VARIABLE, NON-WIREWOUND	EA	2
6	22	PADZZ		ACR50-47-10	50369	CAPACITOR, FIXED, PAPER	EA	1
6	23	PADZZ	5905001168556	RCR07G223JS	81349	RESISTOR, FIXED, COMPOSITION	EA	1
6	24	PADZZ		321012	25778	RESISTOR, ASSEMBLY	EA	2
6	25	PADZZ	5905004799951	RNR60N2003FS	81349	RESISTOR, FIXED, COMPOSITION	EA	1

SECTION II. REPAIR PARTS LIST - CONTINUED

ILLUSTRATION							QTY	
FIG. NO.	ITEM NO.	SMR CODE	NATIONAL STOCK NUMBER	PART NUMBER	FSCM	DESCRIPTION	U/M	INC IN UNIT
6	26	PADZZ		1N821	81349	SEMICONDUCTOR DEVICE, DIODE	EA	1
6	27	PADZZ	5905004319763	RNR60J9090FS	81349	RESISTOR, FIXED, COMPOSITION	EA	2
6	28	PADZZ		354051-102	80294	RESISTOR, VARIABLE, WIREWOUND	EA	1
6	29	PADZZ	5905003358855	3389P1-503	80294	RESISTOR, VARIABLE, NON-WIREWOUND	EA	1
6	30	PADZZ		357266	25778	MICROCIRCUIT, LINEAR	EA	2
6	31	PADZZ	6625008267061	3ST1-2	82647	OVEN	EA	1
6	32	PADZZ	5961000520666	1N943B	12954	SEMICONDUCTOR DEVICE, DIODE	EA	1
6	33	PADZZ	5905001107622	RCR07G682JS	81349	RESISTOR, FIXED, COMPOSITION	EA	1
6	34	PADZZ	5961009122514	1N970B	99942	SEMICONDUCTOR DEVICE, DIODE	EA	1
6	35	PADZZ		1N971B	81349	SEMICONDUCTOR DEVICE, DIODE	EA	1
6	36	PADZZ	5961001240117	2N4403	04713	TRANSISTOR	EA	1
6	37	PADZZ	5940006367098	321051	00779	RESISTOR, FIXED, WIREWOUND	EA	1
6	38	PADZZ		321052	25778	RESISTOR, FIXED, WIREWOUND	EA	1
6	39	PADZZ		TAD250TQ50	24138	CAPACITOR, FIXED, ELECTROLITIC	EA	2
6	40	XDDZZ	5975000742072	TY25M	59730	STRAP	EA	9
6	41	PADZZ		ACR50-1-0-10	50369	CAPACITOR, FIXED, PAPER	EA	2
6	42	PADZZ	5910001444383	M39003-01-3026	81349	CAPACITOR, FIXED, ELECTROLITIC	EA	1
6	43	PADZZ	5905001048348	RCR20G332JS	81349	RESISTOR, FIXED, COMPOSITION	EA	1
6	44	PADZZ	5905001057764	RCR07G222JS	81349	RESISTOR, FIXED, COMPOSITION	EA	1
6	45	PADZZ		EM470-1	24138	CAPACITOR, FIXED, PAPER	EA	1
6	46	PADZZ	5905001193504	RCR07G273JS	81349	RESISTOR, FIXED, COMPOSITION	EA	1
6	47	PADZZ		321002	25778	RESISTOR, FIXED, WIREWOUND	EA	1
6	48	PADZZ	5961007526163	1N965B	03877	SEMICONDUCTOR DEVICE, DIODE	EA	1
6	49	PADZZ	5910008223766	CK60AX221K	81349	CAPACITOR, FIXED, CERAMIC	EA	1
6	50	PADZZ	5961001240113	2N4401	04713	TRANSISTOR	EA	2
6	51	PADZZ	5905001209152	RCR07G274JS	81349	RESISTOR, FIXED, COMPOSITION	EA	1
6	52	PADZZ		3389W1-205	80294	RESISTOR, VARIABLE, NON-WIREWOUND	EA	1
6	53	PADZZ	5905001063666	RCR07G103JS	81349	RESISTOR, FIXED, COMPOSITION	EA	1
6	54	PADZZ	5905001048336	RCR20G104JS	81349	RESISTOR, FIXED, COMPOSITION	EA	3
6	55	PADZZ	5961004272306	MJE340	04713	TRANSISTOR	EA	3

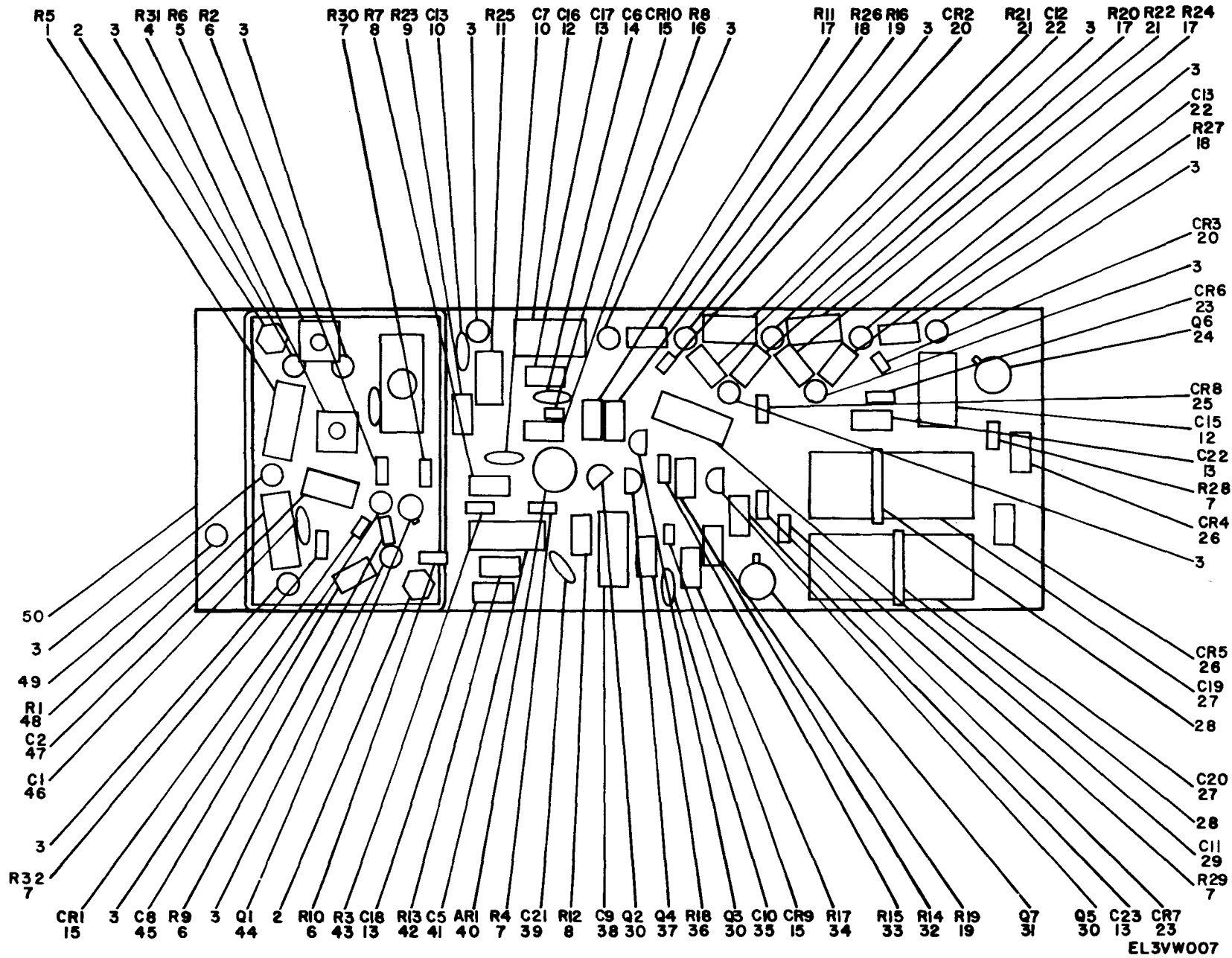
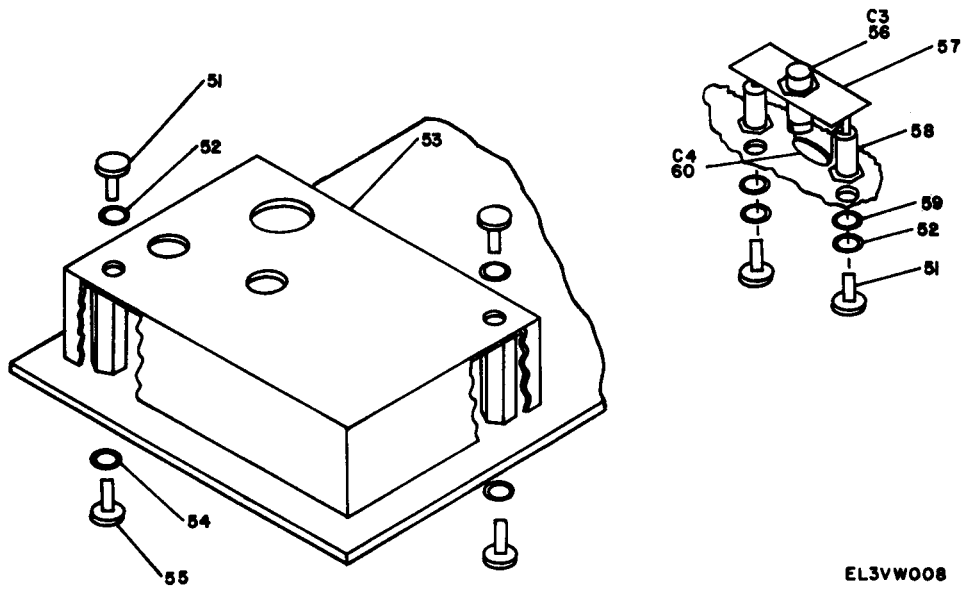


Figure 7①. Ac converter board AS (sheet 1 of 2).



EL3VW008

Figure 2. Ac converter board A3
(sheet 2 of 2).

SECTION II. REPAIR PARTS LIST - CONTINUED

ILLUSTRATION							QTY	
FIG. NO.	ITEM NO.	SMR CODE	NATIONAL STOCK NUMBER	PART NUMBER	FSCM	DESCRIPTION	U/M	INC IN UNIT
6	56	XDDZZ		201473	25778	PRINTED WIRING BOARD	EA	1
6	57	PADZZ	590500106366	RCR07G103JS	81349	RESISTOR, FIXED, COMPOSITION	EA	1
6	58	XDDZZ	5310004262655	AK1050	99813	POT, LOCK	EA	1
6	59	XDDZZ		201460	25778	BRACKET, POT	EA	1
6	60	XDDZZ	5305008893118	MS35206-203	96906	SCREW, MACHINE	EA	4
6	61	XDDZZ	5310000870057	MS27183-2	96906	WASHER, FLAT	EA	4
6	62	XDDZZ	5310005795554	MS35333-35	96906	WASHER, LOCK	EA	4
6	63	XDDZZ	5310009349738	MS35649-222	96906	NUT, PLAIN, HEXAGON	EA	4
6	64	PADZZ	5961009491432	JAN2N2219A	81349	TRANSISTOR	EA	1
6	65	XDDZZ	5305001484454	3008	49576	SPACER	EA	1
7	1	PADZZ		321056	25778	RESISTOR, FIXED, WIREWOUND	EA	1
7	2	XDDZZ	5365004556913	2333	83330	STANDOFF	EA	2
7	3	XDDZZ	5940002350081	FTE15	98291	TERMINAL, INSULATOR	EA	14
7	4	PADZZ	5905002504797	3389P1-502	32997	RESISTOR, VARIABLE, NON-WIREWOUND	EA	1
7	5	PADZZ		3389W1-502	80294	RESISTOR, VARIABLE, NON-WIREWOUND	EA	1
7	6	PADZZ	5905001266694	RCR07G475JS	81349	RESISTOR, FIXED, COMPOSITION	EA	3
7	7	PADZZ	5905001048358	RCR07G822JS	81349	RESISTOR, FIXED, COMPOSITION	EA	5
7	8	PADZZ	5905001974289	RNR60H1001FS	81349	RESISTOR, FIXED, FILM	EA	2
7	9	PADZZ	5905002297541	RNR60H9092FS	81349	RESISTOR, FIXED, FILM	EA	1
7	10	PADZZ	5910005962654	CM05FD151J03	81349	CAPACITOR, FIXED, MICA	EA	2
7	11	PADZZ		321049	25778	RESISTOR, FIXED, FILM	EA	1
7	12	PADZZ		ACF50-5-10	50369	CAPACITOR, FIXED, PAPER	EA	2
7	13	PADZZ	5910000072004	M39003-01-3088	81349	CAPACITOR, FIXED, ELECTROLITIC	EA	4
7	14	PADZZ		CM05CD100J03	81349	CAPACITOR, FIXED, MICA	EA	1
7	15	PADZZ	5961004974493	1N4148	01295	SEMICONDUCTOR DEVICE, DIODE	EA	3
7	16	PADZZ	5905002955154	RNR60H4323FS	81349	RESISTOR, FIXED, FILM	EA	1
7	17	PADZZ	5905004592840	RNR60H1331FS	81349	RESISTOR, FIXED, FILM	EA	3
7	18	PADZZ	5905004517522	RNR60H5112FS	81349	RESISTOR, FIXED, FILM	EA	2
7	19	PADZZ	5905007289736	RNR60H3240FS	81349	RESISTOR, FIXED, FILM	EA	2
7	20	PADZZ	5961002521309	5082-2800	28480	SEMICONDUCTOR DEVICE, DIODE	EA	2

SECTION II. REPAIR PARTS LIST - CONTINUED

ILLUSTRATION							QTY	
FIG. NO.	ITEM NO.	SMR CODE	NATIONAL STOCK NUMBER	PART NUMBER	FSCM	DESCRIPTION	U/M	INC IN UNIT
7	21	PADZZ		321048	25778	RESISTOR, FIXED, FILM	EA	2
7	22	PADZZ		ACR50-01-1	50369	CAPACITOR, FIXED, FILM	EA	2
7	23	PADZZ	5961001300492	1N966B	01281	SEMICONDUCTOR DEVICE, DIODE	EA	2
7	24	PADZZ	5961009491432	JAN2N2219A	81349	TRANSISTOR	EA	1
7	25	PADZZ	5961007526121	1N753A	81349	SEMICONDUCTOR DEVICE, DIODE	EA	1
7	26	PADZZ	5961007656578	1N4383	72699	SEMICONDUCTOR DEVICE, DIODE	EA	2
7	27	PADZZ		TAD250TQ50	24138	CAPACITOR, FIXED, ELECTROLITIC	EA	2
7	28	XDDZZ	5975000742072	TY25M	59730	STRAP	EA	2
7	29	PADZZ	5910001762641	M39003-01-2971	81349	CAPACITOR, FIXED, ELECTROLITIC	EA	1
7	30	PADZZ	5961001240113	2N4401	04713	TRANSISTOR	EA	3
7	31	PADZZ	5961009491440	2N2905A	81349	TRANSISTOR	EA	1
7	32	PADZZ	5905006299738	RNR60H4021FS	81349	RESISTOR, FIXED, FILM	EA	1
7	33	PADZZ	5905001100388	RCR07G104FS	81349	RESISTOR, FIXED, FILM	EA	1
7	34	PADZZ	5905004033142	RNR60H2322FS	81349	RESISTOR, FIXED, FILM	EA	1
7	35	PADZZ	5910002808393	DD102	71590	CAPACITOR, FIXED, CERAMIC	EA	1
7	36	PADZZ	5905002308407	RNR60H2491FS	81349	RESISTOR, FIXED, FILM	EA	1
7	37	PADZZ	5961001240117	2N4403	04713	TRANSISTOR	EA	1
7	38	PADZZ	5910000181585	M39003-01-2997	81349	CAPACITOR, FIXED, ELECTROLITIC	EA	1
7	39	PADZZ	5910004600869	CM05FD221J	81349	CAPACITOR, FIXED, MICA	EA	1
7	40	PADZZ	4010001797547	357271	15536	MICROCIRCUIT, LINEAR	EA	1
7	41	PADZZ	5910001444383	M39003-01-3026	81349	CAPACITOR, FIXED, ELECTROLITIC	EA	1
7	42	PADZZ	5905002323169	RNR60H3091FS	81349	RESISTOR, FIXED, FILM	EA	1
7	43	PADZZ	5905001107622	RCR07G682JS	81349	RESISTOR, FIXED, COMPOSITION	EA	1
7	44	PADZZ	5961004867025	2N4861	15818	TRANSISTOR	EA	1
7	45	PADZZ		ACR50-1-10	50369	CAPACITOR, FIXED, PAPER	EA	1
7	46	PADZZ		CM05CD050J03	81349	CAPACITOR, FIXED, MICA	EA	1
7	47	PADZZ		ACR50-1-0-10	50369	CAPACITOR, FIXED, PAPER	EA	1
7	48	PADZZ		321055	25778	RESISTOR, FIXED, WIREWOUND	EA	1
7	49	XDDZZ		93-2001	83330	TERMINAL, INSULATOR	EA	1
7	50	PADZZ		201474	25778	PRINTED WIRING BOARD	EA	1

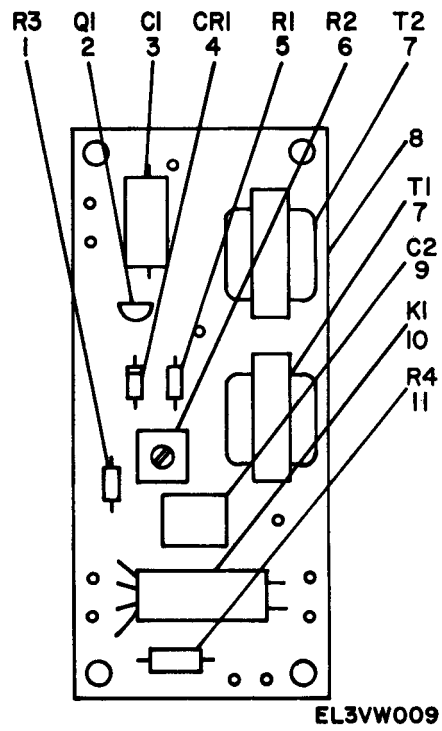
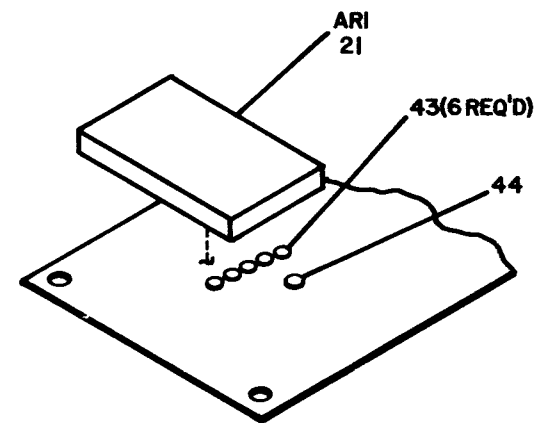
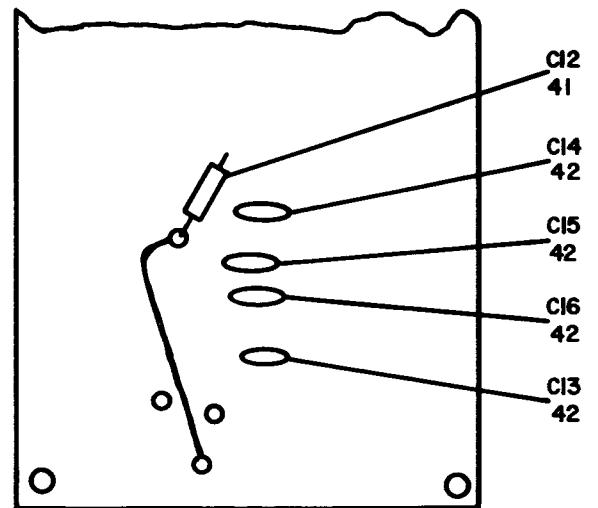
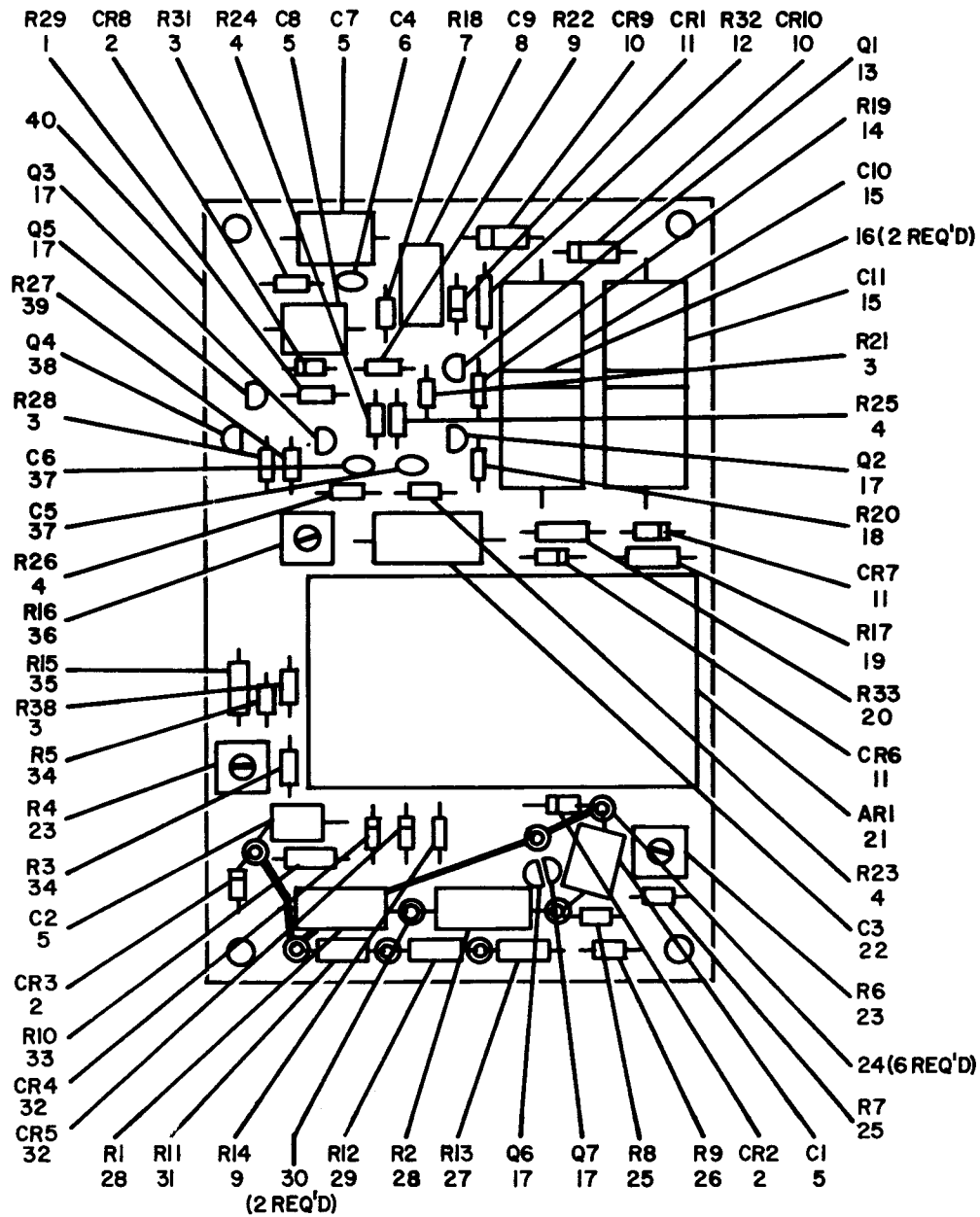


Figure 8. Recorder board A4.



EL3VW010

Figure 9. Null detector board A5.

SECTION II. REPAIR PARTS LIST - CONTINUED

ILLUSTRATION						QTY		
FIG. NO.	ITEM NO.	SMR CODE	NATIONAL STOCK NUMBER	PART NUMBER	FSCM	DESCRIPTION	U/M	INC IN UNIT
7	51	XDDZZ	5305004058960	MS35223-13	96906	SCREW, MACHINE	EA	4
7	52	XDDZZ	5310001937577	MS35333-36	96906	WASHER, LOCK	EA	4
7	53	XDDZZ		201480	25778	SHIELD COVER	EA	1
7	54	XDDZZ	5310009338118	MS35338-78	96906	WASHER, LOCK	EA	2
7	55	XDDZZ	5305000545649	MS51957-15	96906	SCREW, MACHINE	EA	2
7	56	PADZZ	5910001057660	5202	91293	CAPACITOR, VARIABLE, CERAMIC	EA	1
7	57	XDDZZ	3110001007715	201481	02978	CAPACITOR, PLATE	EA	1
7	58	XDDZZ	2520001252961	766	11757	TERMINAL, INSULATOR	EA	2
7	59	XDDZZ	5310009514679	MS15795-203	96906	WASHER, FLAT	EA	2
7	60	PADZZ	5910009367405	CM05CD150J03	81349	CAPACITOR, FIXED, MICA	EA	1
8	1	PADZZ	5905001107620	RCR07G102JS	81349	RESISTOR, FIXED, COMPOSITION	EA	1
8	2	PADZZ	5951001240113	2N4401	04713	TRANSISTOR	EA	1
8	3	PADZZ		ACR50-1-0-10	53069	CAPACITOR, FIXED, PAPER	EA	1
8	4	PADZZ	5951004974493	1N4148	01295	SEMICONDUCTOR DEVICE, DIODE	EA	1
8	5	PADZZ	5905001063666	RCR07G103JS	81349	RESISTOR, FIXED, COMPOSITION	EA	1
8	6	PADZZ	5905005888051	3389P1-204	80294	RESISTOR, VARIABLE, NON-WIREWOUND	EA	1
8	7	PADZZ		351043	25778	TRANSFORMER	EA	2
8	8	PADZZ		201475	25778	PRINTED WIRING BOARD	EA	1
8	9	PADZZ		CSR13C107ML	81349	CAPACITOR, FIXED, ELECTROLYTIC	EA	1
8	10	PADZZ		2A24AHH	21317	RELAY, ELECTRICAL	EA	1
8	11	PADZZ	5905001114738	RCR20G152JS	81349	RESISTOR, FIXED, COMPOSITION	EA	1
9	1	PADZZ	59050010663666	RCR07G103JS	81349	RESISTOR, FIXED, COMPOSITION	EA	1
9	2	PADZZ	5951004974493	1N4148	01295	SEMICONDUCTOR DEVICE, DIODE	EA	3
9	3	PADZZ	5905001107620	RCR07G102JS	81349	RESISTOR, FIXED, COMPOSITION	EA	3
9	4	PADZZ	5905001410717	RCR07G473JS	81349	RESISTOR, FIXED, COMPOSITION	EA	4
9	5	PADZZ		ACR50-1-0-10	50369	CAPACITOR, FIXED, PAPER	EA	3
9	6	PADZZ		EM100-1	50369	CAPACITOR, FIXED, PAPER	EA	1
9	7	PADZZ	5905001193504	RCR07G273JS	81349	RESISTOR, FIXED, COMPOSITION	EA	1
9	8	PADZZ	5910001444383	M39003-01-3026	81349	CAPACITOR, FIXED, ELECTROLYTIC	EA	1
9	9	PADZZ	5905001411183	RCR07G101JS	81349	RESISTOR, FIXED, COMPOSITION	EA	2

SECTION II. REPAIR PARTS LIST - CONTINUED

ILLUSTRATION							QTY	
FIG. NO.	ITEM NO.	SMR CODE	NATIONAL STOCK NUMBER	PART NUMBER	FSCM	DESCRIPTION	U/M	INC IN UNIT
9	10	PADZZ	5961007656578	1N4383	72669	SEMICONDUCTOR DEVICE, DIODE	EA	2
9	11	PADZZ	5961007526163	1N965B	03877	SEMICONDUCTOR DEVICE, DIODE	EA	3
9	12	PADZZ	5905001410592	RCR20G122JS	81349	RESISTOR, FIXED, COMPOSITION	EA	1
9	13	PADZZ	5961004944959	2N2487	13606	TRANSISTOR	EA	1
9	14	PADZZ	5905001209154	RCR07G471JS	81349	RESISTOR, FIXED, COMPOSITION	EA	1
9	15	PADZZ		TAD250TQ50	24138	CAPACITOR, FIXED, ELECTROLITIC	EA	2
9	16	XDDZZ	5975000742072	TY25M	59730	STRAP	EA	2
9	17	PADZZ	5961001240113	2N4401	04713	TRANSISTOR	EA	5
9	18	PADZZ	5905001140711	RCR07G472JS	81349	RESISTOR, FIXED, COMPOSITION	EA	1
9	19	PADZZ	5905001410592	RCR20G122JS	81349	RESISTOR, FIXED, COMPOSITION	EA	1
9	20	PADZZ	5905001410593	RCR20G182JS	81349	RESISTOR, FIXED, COMPOSITION	EA	1
9	21	PADZZ		357095	25778	AMPLIFIER	EA	1
9	22	PADZZ		CSR13B337ML	81349	CAPACITOR, FIXED, ELECTROLITIC	EA	1
9	23	PADZZ	5905002617328	3389P1-103	80294	RESISTOR, VARIABLE, NON-WIREWOUND	EA	2
9	24	XDDZZ	5940002350081	FTE15	98291	TERMINAL, INSULATOR	EA	6
9	25	PADZZ	5905001168554	RCR07G105JS	81349	RESISTOR, FIXED, COMPOSITION	EA	2
9	26	PADZZ	5905001063668	RCR07G220JS	81349	RESISTOR, FIXED, COMPOSITION	EA	1
9	27	PADZZ	5905004511452	RNR60H1000FS	81349	RESISTOR, FIXED, FILM	EA	1
9	28	PADZZ	5905001405653	RCR42G563JS	81349	RESISTOR, FIXED, COMPOSITION	EA	2
9	29	PADZZ		RNR60H9090FS	81349	RESISTOR, FIXED, FILM	EA	1
9	30	XDDZZ		93-2001	83330	TERMINAL, INSULATOR	EA	2
9	31	PADZZ	5905004912691	RNR60H9091FS	81349	RESISTOR, FIXED, FILM	EA	1
9	32	PADZZ	5961009922078	1N4372	01281	SEMICONDUCTOR DEVICE, DIODE	EA	2
9	33	PADZZ	5905004336225	RNR60H1003FS	81349	RESISTOR, FIXED, FILM	EA	1
9	34	PADZZ	5905001063666	RCR07G103JS	81349	RESISTOR, FIXED, COMPOSITION	EA	2
9	35	PADZZ	5905004787416	RNR60H1581FS	81349	RESISTOR, FIXED, FILM	EA	1
9	36	PADZZ	5905003358817	3389P1-501	80294	RESISTOR, VARIABLE, NON-WIREWOUND	EA	1
9	37	PADZZ	5910002808393	DD102	71590	CAPACITOR, FIXED, CERAMIC	EA	2
9	38	PADZZ	5961001240117	2N4403	04713	TRANSISTOR	EA	1
9	39	PADZZ	5905001266683	RCR07G332JS	81349	RESISTOR, FIXED, COMPOSITION	EA	1

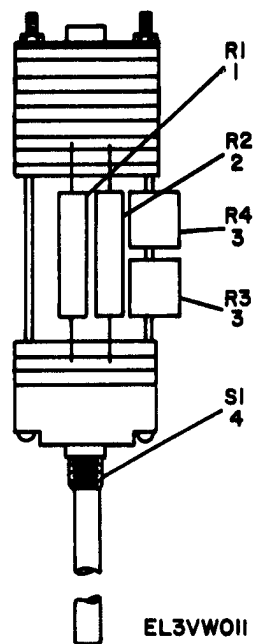


Figure 10. Ac Range Switch A6.

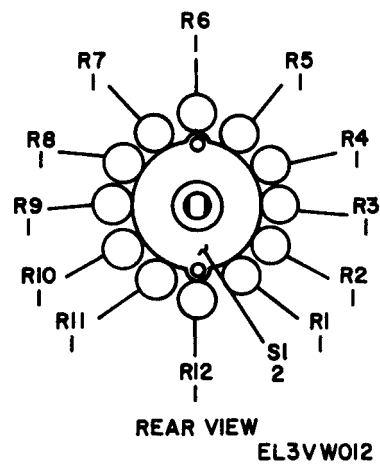


Figure 11. 1st decade switch assembly A7.

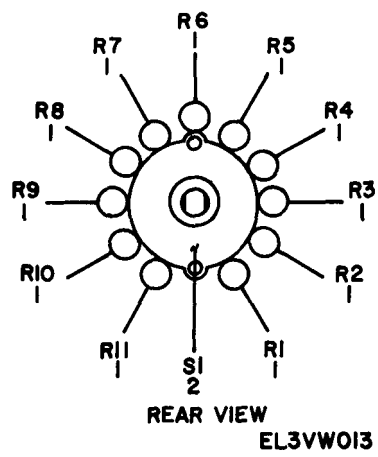


Figure 12. 2nd decade switch assembly A8.

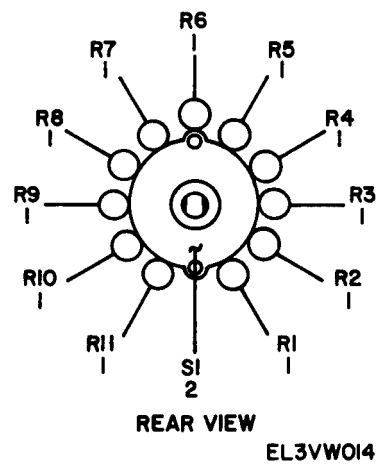


Figure 13. 3rd decade switch assembly A8.

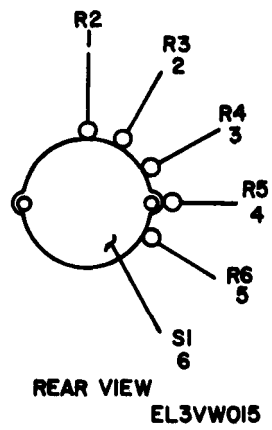


Figure 14. Null switch assembly A11.

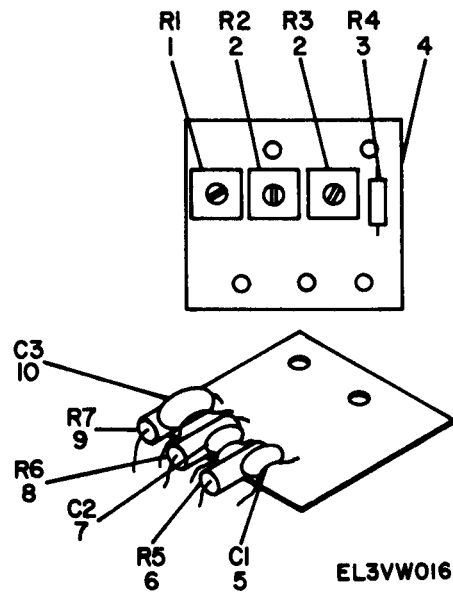


Figure 15. Ac range calibration board A12.

SECTION II. REPAIR PARTS LIST - CONTINUED

ILLUSTRATION						QTY		
FIG. NO.	ITEM NO.	SMR CODE	NATIONAL STOCK NUMBER	PART NUMBER	FSCM	DESCRIPTION	U/M	INC IN UNIT
9	40	PADZZ		201477	25778	PRINTED WIRING BOARD	EA	1
9	41	PADZZ		ACR50-01-10	50369	CAPACITOR, FIXED, PAPER	EA	1
9	42	PADZZ	5910009246581	DDM103	71590	CAPACITOR, FIXED, CERAMIC	EA	4
9	43	PADZZ	5935000638248	380598-2	04618	SOCKET	EA	6
9	44	PADZZ	5935009315984	4352-1-0312	71279	SOCKET	EA	1
10	1	PADZZ		321053	25778	RESISTOR, FIXED, WIREWOUND	EA	1
10	2	PADZZ		321024	25778	RESISTOR, FIXED, WIREWOUND	EA	1
10	3	PADZZ		321057	25778	RESISTOR, FIXED, WIREWOUND	EA	2
10	4	PADZZ		359071	25778	SWITCH, ROTARY	EA	1
11	1	PADZZ	5930007585416	321009	59433	RESISTOR, FIXED, WIREWOUND	EA	12
11	2	PADZZ		359073	25778	SWITCH, ROTARY	EA	1
12	1	PADZZ		321010	25778	RESISTOR	EA	11
12	1	XDDDD		359074	25778	SWITCH, ROTARY	EA	1
13	1	PADZZ		321011	25778	RESISTOR, FIXED, WIREWOUND	EA	11
13	2	PADZZ		359074	25778	SWITCH, ROTARY	EA	1
14	1	PADZZ	5905000313885	RNC60H9093FS	81349	RESISTOR, FIXED, FILM	EA	1
14	2	PADZZ	5905002297541	RNC60H9092FS	81349	RESISTOR, FIXED, FILM	EA	1
14	3	PADZZ	5905000065575	RNC60H9091FS	81349	RESISTOR, FIXED, FILM	EA	1
14	4	PADZZ	5905004712261	RNC60H9090FS	81349	RESISTOR, FIXED, FILM	EA	1
14	5	PADZZ	5905004511452	RNR60H1000FS	81349	RESISTOR, FIXED, FILM	EA	1
14	6	PADZZ		359072	25778	SWITCH, ROTARY	EA	1
15	1	PADZZ	5905002617326	3389P1-102	80294	RESISTOR, VARIABLE, NON-WIREWOUND	EA	1
15	2	PADZZ	5905003282178	2389P1-101	80294	RESISTOR, VARIABLE, NON-WIREWOUND	EA	2
15	3	PADZZ	5905007598968	RNR60H49R9FS	81349	RESISTOR, FIXED, FILM	EA	1
15	4	XDDDD		201478	25778	PRINTED WIRING BOARD	EA	1
15	5	PADZZ	5910002901383	CM05ED300J03	81349	CAPACITOR, FIXED, MICA	EA	1
15	6	PADZZ		321054	25778	RESISTOR, FIXED, WIREWOUND	EA	1
15	7	PADZZ		CM05FD511J03	81349	CAPACITOR, FIXED, MICA	EA	1
15	8	PADZZ		321025	25778	RESISTOR, FIXED, WIREWOUND	EA	1
15	9	PADZZ		321058	25778	RESISTOR, FIXED, WIREWOUND	EA	1

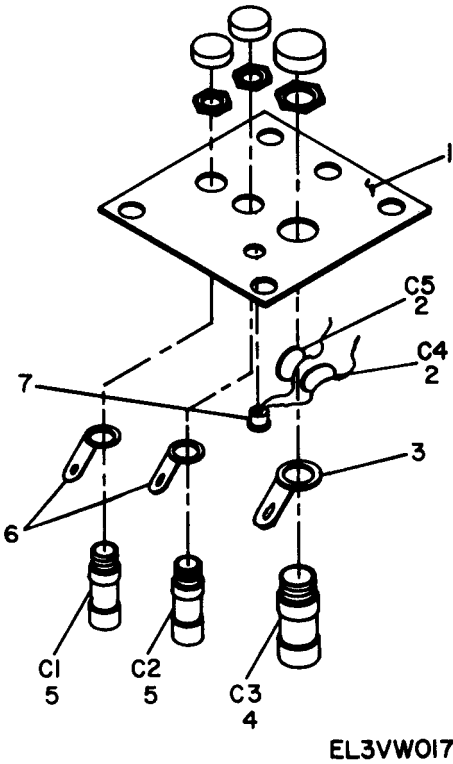
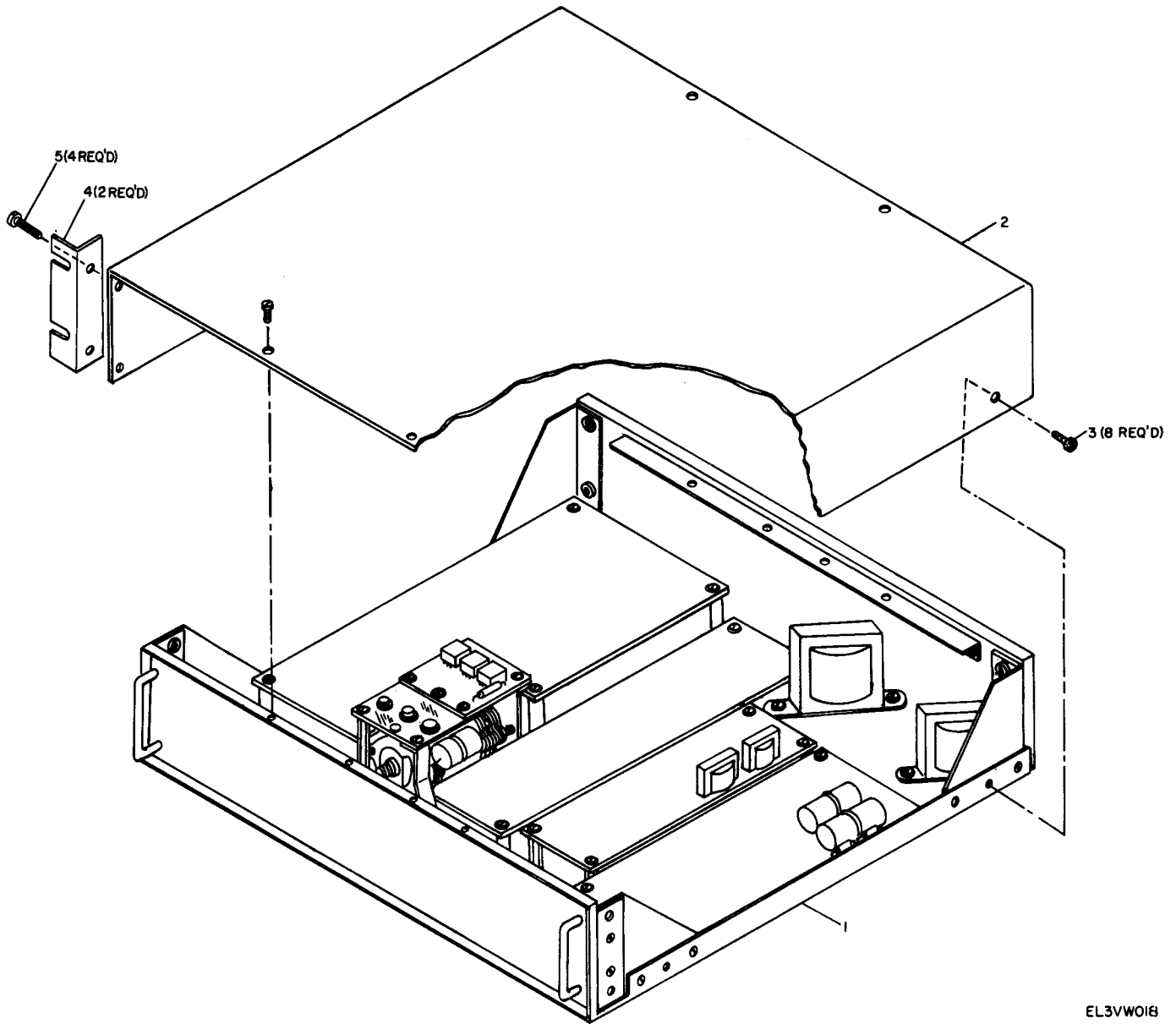


Figure 16. Ac capacitor board A13.



EL3VW018

Figure 17. Cover and case assembly.

SECTION II. REPAIR PARTS LIST - CONTINUED

ILLUSTRATION						QTY		
FIG. NO.	ITEM NO.	SMR CODE	NATIONAL STOCK NUMBER	PART NUMBER	FSCM	DESCRIPTION	U/M	INC IN UNIT
15	10	PADZZ	5910007608290	CM06FD302J03	81349	CAPACITOR, FIXED, MICA	EA	1
16	1	XDDZZ		201479	25778	PLATE	EA	1
16	2	XDDZZ		CM05CD100J03	81349	CAPACITOR, FIXED, MICA	EA	2
16	3	XDDZZ	2920005195285	781	12603	LUG, TERMINAL	EA	1
16	4	PADZZ	5910008514666	2902	91293	CAPACITOR, VARIABLE, CERAMIC	EA	1
16	5	PADZZ	5910001057660	5202	91293	CAPACITOR, VARIABLE, CERAMIC	EA	2
16	6	XDDZZ	5940001567205	110	79963	LUG, TERMINAL	EA	2
16	7	XDDZZ	5940002350081	FTE15	98291	TERMINAL, INSULATOR	EA	2
17	1	XDDZZ	2530009341976	100682	10237	MAIN FRAME ASSEMBLY	EA	1
17	2	XDDZZ		201450	25778	COVER	EA	1
17	3	XDDZZ	5305000545648	MS35216-13	96906	SCREW, MACHINE	EA	8
17	4	XDDZZ		201646	25778	RACKMOUNT, ADAPTOR	EA	2
17	5	XDDZZ	5305009897434	MS35207-263	96906	SCREW, MACHINE	EA	4

SECTION IV. NATIONAL S' TM11-6625-2724-20P

NOTE: LATEST NATIONAL STOCK NUMBERS AND PART NUMBERS ARE INCLUDED AT THE END OF THE INDEX.

STOCK NUMBER	FIGURE NO.	ITEM NO.	STOCK NUMBER	FIGURE NO.	ITEM NO.
3120006902749	3	4	5310009514679	7	59
5305000545648	2	16	5310009838483	1	14
	7	3	5340009154839	1	3
5305000545649	7	55	5355003065144	4	6
5305004058960	2	4	5355006801357	4	7
	3	23	5365004556913	2	13
	7	51		7	2
5305007636961	1	4			
5305007636963	3	16			
5305007654257	1	29	5905000065575	14	3
5305007702579	1	5	5905000313885	14	1
5305008892997	4	28	5905001048336	6	54
5305008893118	6	60	5905001048348	6	43
5305009343487	4	17	5905001048351	6	5
5305009543487	1	7	5905001048352	6	3
	4	15	5905001048358	7	7
5305009576265	1	17	5905001057764	6	44
	3	21	5905001063666	6	57
	4	8		8	5
5305009577282	3	2		9	1
5305009576636	4	16	5905001063668	9	26
5305009702579	3	12	5905001070656	6	1
5305009844984	1	15	5905001100388	7	33
5305009846191	1	1			
5305009896265	4	20	5905001107620	8	1
5305009897434	17	5		9	3
5305009930190	2	21			
	3	10	5905001107622	7	43
	5	6	5905001114738	8	11
			5905001118357	6	9
5310000509105	1	23	5905001140711	9	18
5310000806004	2	12	5905001168554	6	4
5310000870057	3	5		9	25
	6	61	5905001168556	6	23
5310005590070	1	2	5905001193504	6	46
5310005765752	4	19		9	7
5310005790079	1	11	5905001209152	6	51
	3	20	5905001209154	9	14
5310005795554	6	62	5905001219919	6	6
			5905001266683	9	39
			5905001266694	7	6
			5905001405653	9	28
			5905001410592	9	12
				9	19
5310009338118	7	54	5905001410593	9	20
5310009349738	6	63	5905001410717	9	4
5310009349739	1	9	5905001411183	9	9
	3	13	5905001974289	7	8
5310009349757	1	27	5905002297541	7	9
				14	2
5310009514679	2	14	5905002308407	7	36
	3	22	5905002323169	7	42
	4	24	5905002478690	6	12

SECTION IV. FEDERAL STOCK NUMBER AND PART
NUMBER INDEX

STOCK NUMBER	FIGURE NO.	ITEM NO.	STOCK NUMBER	FIGURE NO.	ITEM NO.
5905002504797	7	4			
5905002521047	6	10			
5905002617326	15	1	5961007526121	7	25
5905002617328	9	23			
5905002955154	7	16	5961009491440	7	31
5905003282178	15	2			
5905003358817	9	36			
5905003358855	6	29			
5905004033142	7	34			
5905004319763	6	27	5975000742072	6	40
				7	28
5905004517522	7	18		9	16
5905004592840	7	17	5975004853150	5	13
			6240008924420	4	10
			6625008267061	6	31
5905004712261	14	4			
5905004799951	6	25			
5905005888051	8	6			
5905006299738	7	32			
5905007289736	7	19			
5905007598968	15	3			
5910000072004	7	13			
5910000181585	7	38			
5910001057660	7	56			
	16	5			
5910001444383	6	42			
	7	41			
	9	8			
5910001762641	7	29			
5910002808393	9	37			
5910004600869	7	39			
5910004698650	1	10			
5910005962654	7	10			
5910007608290	15	10			
5910008223766	6	49			
5910008514666	16	4			
5910009367405	7	60			
5920005048634	5	8			
5920008929311	5	7			
5935000638248	9	43			
5930006551508	4	31			
5935008437362	5	15			
5935009315984	9	44			
5940001567205	16	6			
5940008206235	1	8			
5961001240117	6	36			
	7	37			
	9	38			

SECTION IV. FEDERAL STOCK NUMBER AND PART NUMBER INDEX

PART NUMBER	FSCM	FIG. NO.	ITEM NO.	PART NUMBER	FSCM	FIG. NO.	ITEM NO.
ACF50-5-10	50369	7	12	MS35190-223	96906	4	16
ACR50-01-1	50369	7	22	MS35190-234	96906	3	21
ACR50-01-10	50369	9	41	MS35206-203	96906	6	60
ACR50-1-0-10	50369	6	41	MS35206-214	96906	3	10
		7	47			5	6
		8	3	MS35206-215	96906	4	28
		9	5	MS35206-227	96906	1	15
ACR50-1-10	50369	7	45				
ACR50-47-10	50369	7	22	MS35207-262	96906	4	20
AK1050	99813	6	58	MS35207-263	96906	17	5
CK60AX221K	81349	6	49	MS35216-13	96906	17	3
CM05CD050J03	81349	7	46	MS35223-13	96906	2	4
CM05CD100J03	81349	7	14			3	23
		16	2			7	51
CM05CD150J03	81349	7	60	MS35239-21	96906	1	7
CM05ED300J03	81349	15	5			4	15
CM05FD151J03	81349	7	10			4	17
CM05FD221J	81349	7	39			1	17
CM05FD511J03	81349	15	7	MS35239-33	96906	6	62
CM06FD302J03	81349	15	10	MS35333-35	96906	1	20
CSR13B337ML	81349	9	22	MS35333-36	96906	2	5
CSR13C107ML	81349	8	9			3	9
C003MGF3-180330	81349	5	12			4	25
DDM103	71590	9	42			5	11
DD102	71590	7	35			7	52
		9	37	MS35333-37	96906	1	11
DD30-391	71590	6	17			3	20
EM100-1	50369	9	6	MS35333-38	96906	1	2
EM470-1	24138	6	45	MS35333-39	96906	4	19
FHN2631	96906	5	7	MS35338-78	96906	7	54
FTE15	98291	6	16	MS35649-222	96906	6	63
		7	3	MS35649-242	96906	1	9
		9	24			3	13
		16	7	MS35649-282	96906	1	27
F02B250V1-4A	81349	5	8	MS51957-15	96906	7	55
LH74-1LCL3WT2	81349	4	9	MS51959-15	96906	1	5
MJE340	04713	6	55			3	12
MS15795-203	96906	2	14	MS51959-26	96906	1	4
		3	22	MS51959-28	96906	3	16
		4	24	M39003-01-2971	81349	7	29
		7	59	M39003-01-2997	81349	7	38
MS1957-14	96906	2	16	M39003-01-3026	81349	6	42
MS1959-43	96906	1	29			7	41
MS25100-23	96906	4	31			9	8
MS25252-NE2D	96906	4	10	M39003-01-3088	81349	7	13
MS27183-14	96906	2	12	P8292ZN30	70106	2	7
MS27183-2	96906	3	5			6	14
		6	61	RCR07G100JS	81349	6	1
MS27183-5	96906	1	14	RCR07G101JS	81349	9	9
		3	19	RCR07G102JS	81349	8	1
MS32206-214	96906	2	21			9	3
MS32206-243	96906	1	1	RCR07G103JS	81349	6	53
MS35190-209	96906	3	2			6	57

SECTION IV. NATIONAL STOCK NUMBER AND PART NUMBER INDEX - CONTINUED

PART NUMBER	FSCM	FIG. NO.	ITEM NO.	PART NUMBER	FSCM	FIG. NO.	ITEM NO.
RCR07G103JS	81349	8	5	RNR60H9092FS	81349	7	9
		9	1	RNR60J9090FS	81349	6	27
		9	34	RNR60N2003FS	81349	6	25
RCR07G104FS	81349	7	33				
RCR07G105JS	81349	6	4	SR6N3-4	28520	5	13
		6	6	TAD250TQ50	24138	6	39
		9	25			7	27
RCR07G220JS	81349	9	26			9	15
RCR07G222JS	81349	6	44	TY25M	59730	6	40
RCR07G223JS	81349	6	23			7	28
RCR07G273JS	81349	6	46			9	16
		9	7	UPL31M	81349	5	15
RCR07G274JS	81349	6	51	WMP6P1	14655	1	10
RCR07G332JS	81349	9	39	1N4148	01295	7	15
RCR07G471JS	81349	9	14			8	4
RCR07G472JS	81349	9	18			9	2
RCR07G473JS	81349	9	4	1N4372	01281	9	32
RCR07G475JS	81349	7	6	1N4383	72699	6	2
RCR07G682JS	81349	6	33			7	26
		7	43			9	10
RCR07G822JS	81349	7	7	1N4385	81349	6	7
RCR20G104JS	81349	6	54	1N753A	81349	7	25
RCR20G122JS	81349	9	12	1N821	81349	6	26
		9	19	1N943B	12954	6	32
		8	11	1N965B	03877	6	48
RCR20G152JS	81349	8	20			9	11
RCR20G182JS	81349	9	20			7	23
RCR20G332JS	81349	6	43	1N966B	01281	7	23
RCR20G681JS	81349	6	9	1N970B	99942	6	34
RCR32G114JS	81349	6	12	1N971B	81349	6	35
RCR32G153JS	81349	6	3	100297	05415	2	11
RCR32G154JS	81349	6	5	100682	25778	17	1
RCR32G274JS	81349	6	10	100683	10237	1	16
RCR42G563JS	81349	9	28	100684	05415	1	21
				100685	25778	1	22
RNC60H9090FS	81349	14	4	100686	80234	1	24
RNC60H9001FS	81349	14	3	100687	25778	3	8
RNC60H9092FS	81349	14	2	100688	05415	2	8
RNC60H9093FS	81349	14	1	100689	05415	2	9
RNR60H1000FS	81349	9	27	100690	97907	2	10
RNR60H1001FS	81349	7	8	100691	25778	2	17
RNR60H1003FS	81349	9	33	100692	10237	2	20
RNR60H1331FS	81349	7	17	100697	10237	3	24
RNR60H1581FS	81349	9	35	100698	93568	3	18
RNR60H2322FS	81349	7	34	110	79963	16	6
RNR60H2491FS	81349	7	36	1130HA2-625-23	12036	3	17
RNR60H3091FS	81349	7	42	1305	04741	6	11
RNR60H3240FS	81349	7	19	1414-10	83330	4	30
RNR60H4021FS	81349	7	32			5	2
RNR60H4323FS	81349	7	16	1416-4	83330	1	8
RNR60H49R9FS	81349	15	3	2A24AHH	21317	8	10
RNR60H5112FS	81349	7	18	2N2219A	81349	6	64
RNR60H9090FS	81349	9	29			7	24
RNR60H9091FS	81349	9	31	2N2487	13606	9	13

SECTION IV. FEDERAL STOCK NUMBER AND PART NUMBER INDEX

PART NUMBER	FSCM	FIG. NO.	ITEM NO.	PART NUMBER	FSCM	FIG. NO.	ITEM NO.
2N2905A	81349	7	31	2852-20-450	12674	6	13
2N4401	04713	6	50	2852-40-350	12674	6	8
		7	30	2902	91293	16	4
		8	2	3ST1-2	82647	6	31
		9	17	3008	49576	6	65
2N4403	04713	6	36	30-3205	18310	4	14
		7	37	321002	25778	6	47
		9	38	321009	59433	1	1
2N4861	15818	7	44	321010	25778	12	1
201430	25778	4	23	321011	25778	13	1
201431	25778	5	5	321012	25778	6	24
201432	25778	4	18	321014	25778	6	18
201433	25778	5	3	321016	25778	6	20
201434-1	25778	1	13	321020	25778	2	19
201434-2	25778	1	19	321024	25778	10	2
201435-1	25778	1	18	321025	25778	15	8
201435-2	25778	1	25	321049	25778	7	11
201436	25778	1	6	321051	00779	6	37
201437	25778	2	3	321052	25778	6	38
201438	25778	3	1	321053	25778	10	1
201440	25778	3	6	321054	25778	15	6
201441	25778	3	3	321055	25778	7	48
201442	25778	4	29	321056	25778	7	1
201443	25778	4	21	321057	25778	10	3
201448	25778	4	11	321058	25778	15	9
201449	25778	3	11	3326-53-1	19909	1	12
201450	25778	17	2	3389P1-102	80294	15	1
201451	25778	3	14	3389P1-103	80294	9	23
201453-1	25778	2	1	3389P1-204	80294	8	6
201453-2	25778	2	2	3389P1-501	80294	9	36
201460	25778	6	59	3389P1-502	32997	7	4
201473	25778	6	56	3389P1-503	80294	6	29
201474	25778	7	50	3389W1-102	80294	6	21
201475	25778	8	8	3389W1-205	80294	6	52
201477	25778	9	40	3389W1-502	80294	7	5
201478	25778	15	4	34153	00779	5	14
201479	25778	16	1	3437512-203	80294	2	18
201480	25778	7	53	351043	25778	8	7
201481	02978	7	57	351106	25778	1	28
201640	25778	4	4	354051-102	80294	6	28
201641	25778	2	15	357095	25778	9	21
201643	01359	3	15	357266	25778	6	30
201645	25778	2	23	357271	15536	7	40
201646	25778	17	4	359070	25778	4	22
201652	25778	4	5	359071	25778	10	4
201671	25778	5	1	359072	25778	14	6
2135	83330	1	3	359073	25778	11	2
2322	83330	1	23	359074	25778	12	1
2333	83330	2	13			13	2
		7	2	359080	25778	5	4
2389P1-101	80294	15	2	361154	25778	4	27
251107	25778	1	26	363913	25778	4	13
267BLACK	83330	5	9	363914	25778	4	12

SECTION IV. FEDERAL STOCK NUMBER AND PART NUMBER INDEX

PART NUMBER	FSCM	FIG. NO.	ITEM NO.	NSN	FIG. NO.	ITEM NO.	
376RED	05276	4	1	5905004336225	9	33	
3760BLACK	05276	4	3	5905004511452	9	27	
380598-2	04618	9	43	5905004511452	14	5	
4L2FF	96881	3	4	5905004912691	9	31	
4115	37971	4	2	5905006603577	2	22	
4352-1-0312	71279	9	44	5910002808393	7	35	
5082-2800	28480	7	20	5910002901383	15	5	
5202	91293	7	56	5910009256581	9	42	
				5930007585416	11	1	
		16	5	5940002350081	6	16	
61018-1	00729	6	15	5940002350081	7	3	
70B2-2G	49956	4	6	5940002350081	9	24	
71C4MA	99813	4	7	5940002350081	16	7	
		4	8	5961000520666	6	32	
756	08108	2	6	5961001240113	6	50	
766	11751	7	58	5961001240113	7	30	
				5961001240113	8	2	
781	12603	16	3	5961001240113	9	17	
8829	00781	4	26	5961001300492	7	23	
93-2001	83330	6	19	5961002521309	7	20	
		7	49	5961004074493	9	2	
		9	30	5961004272306	6	55	
				5961004867025	7	44	
				5961004944959	9	13	
				5961004974493	7	15	
				5961004974493	8	4	
				5961007526163	6	48	
				5961007526163	9	11	
				5961007656578	6	2	
				5961007656578	7	26	
				5961007656578	9	10	
				5961009491432	6	64	
				5961009491432	7	24	
				5961009526703	6	7	
				5961009922078	9	32	
				6210000237031	4	9	
				6240009170805	4	26	
				6240009418488	2	6	
				PART NUMBER	FSCM	FIG. NO.	ITEM NO.
				JAN2N2219A	81349	6	64
				JAN2N2219A	81349	7	24
				RNR60H1000FS	81349	14	5
				254407	36378	2	22

LATEST NATIONAL STOCK NUMBER AND PART NUMBER ASSIGNMENTS

NSN	FIG. NO.	ITEM NO.
2520001252961	7	58
2520009342363	2	20
2530009341976	17	1
2430009341981	3	24
2590009341977	1	16
2920005195285	16	3
3020000901442	1	24
3110001000702	2	10
3110001000714	3	18
3110001007715	7	57
5110001556649	6	11
4010001797547	7	40
4130009539891	3	15
4710001971721	2	8
4710004199149	2	9
4720004655929	2	11
4940000572394	4	2
5305001484454	6	65
5310001668567	1	21
5310001937577	1	20
5310001937577	2	5
5310001937577	4	25
5310001937577	5	11
5310001937577	7	52
5310009838483	1	14
5310009838483	3	19
5905001063666	6	53
5905001063666	9	34

RECOMMENDED CHANGES TO EQUIPMENT TECHNICAL MANUALS



THEN... JOT DOWN THE DOPE ABOUT IT ON THIS FORM, TEAR IT OUT, FOLD IT AND DROP IT IN THE MAIL!

SOMETHING WRONG WITH THIS MANUAL?

FROM: (YOUR UNIT'S COMPLETE ADDRESS)

Commander
Stateside Army Depot
ATTN: AMSTA-US
Stateside, N.J. 07703

DATE 10 July 1975

PUBLICATION NUMBER

TM 11-5840-340-12

DATE

23 Jan 74

TITLE

Radar Set AN/PSC-76

BE EXACT... PIN-POINT WHERE IT IS

IN THIS SPACE TELL WHAT IS WRONG AND WHAT SHOULD BE DONE ABOUT IT:

PAGE NO.	PARA-GRAPH	FIGURE NO.	TABLE NO.
----------	------------	------------	-----------

2-25	2-28		
3-10	3-3		3-1
5-6	5-8		

Recommend that the installation antenna alignment procedure be changed throughout to specify a 2° IFF antenna lag rather than 1°.

REASON: Experience has shown that with only a 1° lag, the antenna servo system is too sensitive to wind gusting in excess of 25 knots, and has a tendency to rapidly accelerate and decelerate as it hunts, causing strain to the drive train. Hunting is minimized by adjusting the lag to 2° without degradation of operation.

Item 5, Function column. Change "2 db" to "3db."

REASON: The adjustment procedure for the TRANS POWER FAULT indicator calls for a 3 db (500 watts) adjustment to light the TRANS POWER FAULT indicator.

FO3

Add new step f.1 to read, "Replace cover plate removed in step e.1, above."

REASON: To replace the cover plate.

Zone C 3. On J1-2, change "+24 VDC to "+5 VDC."

REASON: This is the output line of the 5 VDC power supply. + 24 VDC is the input voltage.

TYPED NAME, GRADE OR TITLE, AND TELEPHONE NUMBER

SSG I. M. DeSpiritof 999-1776

SIGN HERE:

SSG I. M. DeSpiritof

DA FORM 2028-2 (TEST) 1 AUG 74

P.S.--IF YOUR OUTFIT WANTS TO KNOW ABOUT YOUR MANUAL "FIND" MAKE A CARBON COPY OF THIS AND GIVE IT TO YOUR HEADQUARTERS.

HISA 1686-75

TEAR ALONG DOTTED LINE

RECOMMENDED CHANGES TO EQUIPMENT TECHNICAL MANUALS



SOMETHING WRONG WITH THIS MANUAL?

THEN... JOT DOWN THE DOPE ABOUT IT ON THIS FORM, TEAR IT OUT, FOLD IT AND DROP IT IN THE MAIL!

FROM: (YOUR UNIT'S COMPLETE ADDRESS)

DATE

PUBLICATION NUMBER

DATE

TITLE

BE EXACT. . . PIN-POINT WHERE IT IS

IN THIS SPACE TELL WHAT IS WRONG AND WHAT SHOULD BE DONE ABOUT IT:

PAGE NO.

PARA-GRAPH

FIGURE NO.

TABLE NO.

TEAR ALONG DOTTED LINE

TYPED NAME, GRADE OR TITLE, AND TELEPHONE NUMBER

SIGN HERE:


DA FORM 2028-2 (TEST)
1 AUG 74

P.S.--IF YOUR OUTFIT WANTS TO KNOW ABOUT YOUR MANUAL "FIND," MAKE A CARBON COPY OF THIS AND GIVE IT TO YOUR HEADQUARTERS.

FILL IN YOUR
UNIT'S ADDRESS

FOLD BACK

DEPARTMENT OF THE ARMY



OFFICIAL BUSINESS

PENALTY FOR PRIVATE USE, \$300

POSTAGE AND FEES PAID
DEPARTMENT OF THE ARMY
DOD-314



Commander
US Army Electronics Command
ATTN: DRSEL-MA-Q
Fort Monmouth, New Jersey 07703

TEAR ALONG DOTTED LINE

FOLD BACK

RECOMMENDED CHANGES TO EQUIPMENT TECHNICAL MANUALS



THEN... JOT DOWN THE DOPE ABOUT IT ON THIS FORM, TEAR IT OUT, FOLD IT AND DROP IT IN THE MAIL!

SOMETHING WRONG WITH THIS MANUAL?

FROM: (YOUR UNIT'S COMPLETE ADDRESS)

DATE

PUBLICATION NUMBER

DATE

TITLE

BE EXACT... PIN-POINT WHERE IT IS

IN THIS SPACE TELL WHAT IS WRONG AND WHAT SHOULD BE DONE ABOUT IT:

PAGE NO.

PARA-GRAPH

FIGURE NO.

TABLE NO.

TEAR ALONG DOTTED LINE

TYPED NAME, GRADE OR TITLE, AND TELEPHONE NUMBER

SIGN HERE:

FILL IN YOUR
UNIT'S ADDRESS

FOLD BACK

DEPARTMENT OF THE ARMY

OFFICIAL BUSINESS

PENALTY FOR PRIVATE USE, \$300

POSTAGE AND FEES PAID
DEPARTMENT OF THE ARMY
DOD-314



Commander
US Army Electronics Command
ATTN: DRSEL-MA-Q
Fort Monmouth, New Jersey 07703

TEAR ALONG DOTTED LINE

FOLD BACK

RECOMMENDED CHANGES TO EQUIPMENT TECHNICAL MANUALS



SOMETHING WRONG WITH THIS MANUAL?

THEN... JOT DOWN THE DOPE ABOUT IT ON THIS FORM, TEAR IT OUT, FOLD IT AND DROP IT IN THE MAIL!

FROM: (YOUR UNIT'S COMPLETE ADDRESS)

DATE

PUBLICATION NUMBER

DATE

TITLE

BE EXACT... PIN-POINT WHERE IT IS

IN THIS SPACE TELL WHAT IS WRONG AND WHAT SHOULD BE DONE ABOUT IT:

PAGE NO.

PARA-GRAPH

FIGURE NO.

TABLE NO.

TEAR ALONG DOTTED LINE

TYPED NAME, GRADE OR TITLE, AND TELEPHONE NUMBER

SIGN HERE:

FILL IN YOUR
UNIT'S ADDRESS

FOLD BACK

DEPARTMENT OF THE ARMY

OFFICIAL BUSINESS
PENALTY FOR PRIVATE USE, \$300

POSTAGE AND FEES PAID
DEPARTMENT OF THE ARMY
DOD-314



Commander
US Army Electronics Command
ATTN: DRSEL-MA-Q
Fort Monmouth, New Jersey 07703

TEAR ALONG DOTTED LINE

FOLD BACK

By Order of the Secretary of the Army:

BERNARD W. ROGERS
General, United States Army
Chief of Staff

Official:

PAUL T. SMITH
Major General, United States Army
The Adjutant General

DISTRIBUTION:

To be distributed in accordance with DA Form 12-36, Section I, Organizational avionics literature requirements for AN/AKT-18, AN/APS-94, AN/ASW-12 and AN/TKQ-1.

